Classic quill and ink

Needlepoint pattern | 90 x 126 stitches | 5 x 7 in (12.7 x 17.8 cm) on 18 mesh | 20 colors



How to stitch it



1. Each square is one tent stitch, up at 1, down at 2. Lines in continental, right to left, the canvas upside down for the next row; wide areas in basketweave.
2. Cut 18 in of thread. Start and end it without a knot left behind.
3. Mark the middle of the canvas. It is the outlined square on page 2, column 45, row 63 (DMC 780): start there. Count threads, not holes.
4. Go on from it: picture first, background last. Gray squares are on two pages: stitch them once.
5. When it is done, block it square.

First time? How to needlepoint: flossfield.com/needlepoint/guides/how-to-start/
How to read a chart: flossfield.com/needlepoint/guides/how-to-read-a-chart/

What you need

Canvas: blank mono canvas, 18 mesh (18 threads to the inch), cut 9 in wide x 11 in high (22.9 x 27.9 cm).

Needle: blunt tapestry, size 22. Also masking tape for the cut edges, and small scissors.

Thread: six-strand floss, 20 colors, about 24 skeins in all (an estimate). Stitch with 4 strands (5 or 6 if canvas shows).

Frame it: acid-free board and a frame.
How to frame needlepoint.

Thread list, DMC

			stitches	skeins
●	814	Dark Garnet	5,621	5
■	898	Very Dark Coffee Brown	658	1
▲	3865	Winter White	513	1
◆	816	Garnet	512	1
▼	3371	Black Brown	446	1
★	3823	Ultra Pale Yellow	422	1
❖	3743	Very Light Antique Violet	398	1
X	738	Very Light Tan	390	1
H	783	Medium Topaz	368	1
+	3042	Light Antique Violet	361	1
=	939	Very Dark Navy Blue	323	1
Z	780	Ultra Very Dark Topaz	313	1
A	336	Navy Blue	242	1
V	3345	Dark Hunter Green	215	1
T	3809	Very Dark Turquoise	209	1
N	747	Very Light Sky Blue	100	1
S	598	Light Turquoise	95	1
K	3041	Medium Antique Violet	72	1
E	3347	Medium Yellow Green	49	1
C	321	Red	33	1

Skeins are estimates: the thread a stitch takes on the front and back of 18 mesh canvas, plus 30 percent, rounded up for each color.
Thread colors are approximate screen matches to DMC numbers. Check against real thread before you buy.
For your own stitching, gifts and handmade pieces you sell. Do not resell or share this PDF or copies of it.

Classic quill and ink Needlepoint pattern

Columns 1 to 90, rows 1 to 67. Start at the red outline

This page is the dark part of the chart



Key

- **DMC 814** Dark Garnet
- **DMC 3865** Winter White
- **DMC 816** Garnet
- **DMC 3371** Black Brown
- **DMC 3823** Ultra Pale Yellow
- **DMC 3743** Very Light Antique Violet
- **X** **DMC 738** Very Light Tan
- **H** **DMC 783** Medium Topaz
- **+** **DMC 3042** Light Antique Violet
- **Z** **DMC 780** Ultra Very Dark Topaz
- **T** **DMC 3809** Very Dark Turquoise
- **N** **DMC 747** Very Light Sky Blue
- **S** **DMC 598** Light Turquoise
- **K** **DMC 3041** Medium Antique Violet

Classic quill and ink

Needlepoint pattern

Columns 1 to 90, rows 68 to 126. Gray squares: charted already, do not stitch again

This page is the dark part of the chart

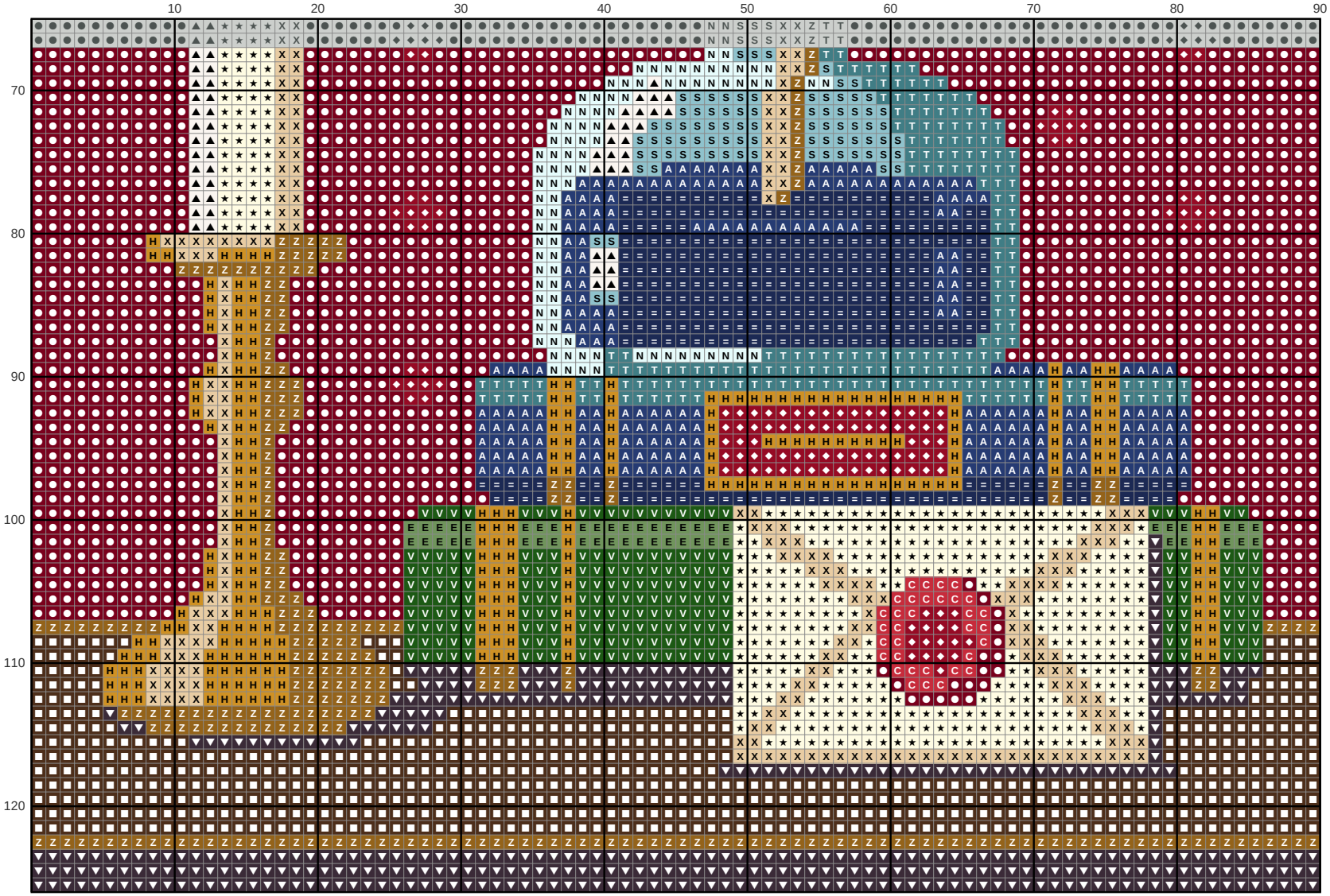

Key

- **DMC 814** Dark Garnet
- **DMC 898** Very Dark Coffee Brown
- **DMC 3865** Winter White
- **DMC 816** Garnet
- **DMC 3371** Black Brown
- **DMC 3823** Ultra Pale Yellow
- **DMC 738** Very Light Tan
- **DMC 783** Medium Topaz
- **DMC 939** Very Dark Navy Blue
- **DMC 780** Ultra Very Dark Topaz
- **DMC 336** Navy Blue
- **DMC 3345** Dark Hunter Green
- **DMC 3809** Very Dark Turquoise
- **DMC 747** Very Light Sky Blue
- **DMC 598** Light Turquoise
- **DMC 3347** Medium Yellow Green
- **DMC 321** Red