Classic ragdoll cat

Needlepoint pattern | 90 x 90 stitches | 5 x 5 in (12.7 x 12.7 cm) on 18 mesh | 18 colors



How to stitch it



1. Each square is one tent stitch, up at 1, down at 2. Lines in continental, right to left, the canvas upside down for the next row; wide areas in basketweave.
2. Cut 18 in of thread. Start and end it without a knot left behind.
3. Mark the middle of the canvas. It is the outlined square on page 2, column 45, row 45 (DMC 3712): start there. Count threads, not holes.
4. Go on from it: picture first, background last. Gray squares are on two pages: stitch them once.
5. Last, two more rows all round in DMC 902: the opening's edge hides them.

First time? How to needlepoint: flossfield.com/needlepoint/guides/how-to-start/
How to read a chart: flossfield.com/needlepoint/guides/how-to-read-a-chart/

What you need

Canvas: blank mono canvas, 18 mesh (18 threads to the inch), cut 9.5 in square (24.1 cm).

Needle: blunt tapestry, size 22. Also masking tape for the cut edges, and small scissors.

Thread: six-strand floss, 18 colors, about 21 skeins in all (an estimate). Stitch with 4 strands (5 or 6 if canvas shows).

Fit it into a lid: the box or tray, acid-free board and backing. Measure the opening first.
How to fit it into a lid.

Thread list, DMC

			stitches	skeins
●	**902**	Very Dark Garnet	1,911	3
□	**930**	Dark Antique Blue	1,778	2
▲	**739**	Ultra Very Light Tan	486	1
◆	**801**	Dark Coffee Brown	424	1
▼	**841**	Light Beige Brown	401	1
★	**3865**	Winter White	401	1
❖	**3820**	Dark Straw	337	1
X	**3721**	Dark Shell Pink	332	1
H	**3712**	Medium Salmon	332	1
+	**782**	Dark Topaz	287	1
=	**842**	Very Light Beige Brown	283	1
Z	**3345**	Dark Hunter Green	263	1
A	**938**	Ultra Dark Coffee Brown	237	1
V	**840**	Medium Beige Brown	207	1
T	**761**	Light Salmon	168	1
N	**3347**	Medium Yellow Green	155	1
S	**799**	Medium Delft Blue	54	1
K	**797**	Royal Blue	44	1

Skeins are estimates, with the two extra rows: the thread a stitch takes on the front and back of 18 mesh canvas, plus 30 percent, rounded up for each color.

Thread colors are approximate screen matches to DMC numbers. Check against real thread before you buy.

For your own stitching, gifts and handmade pieces you sell. Do not resell or share this PDF or copies of it.

Classic ragdoll cat

Needlepoint pattern

Columns 1 to 49, rows 1 to 90. Start at the red outline

This page is the dark part of the chart

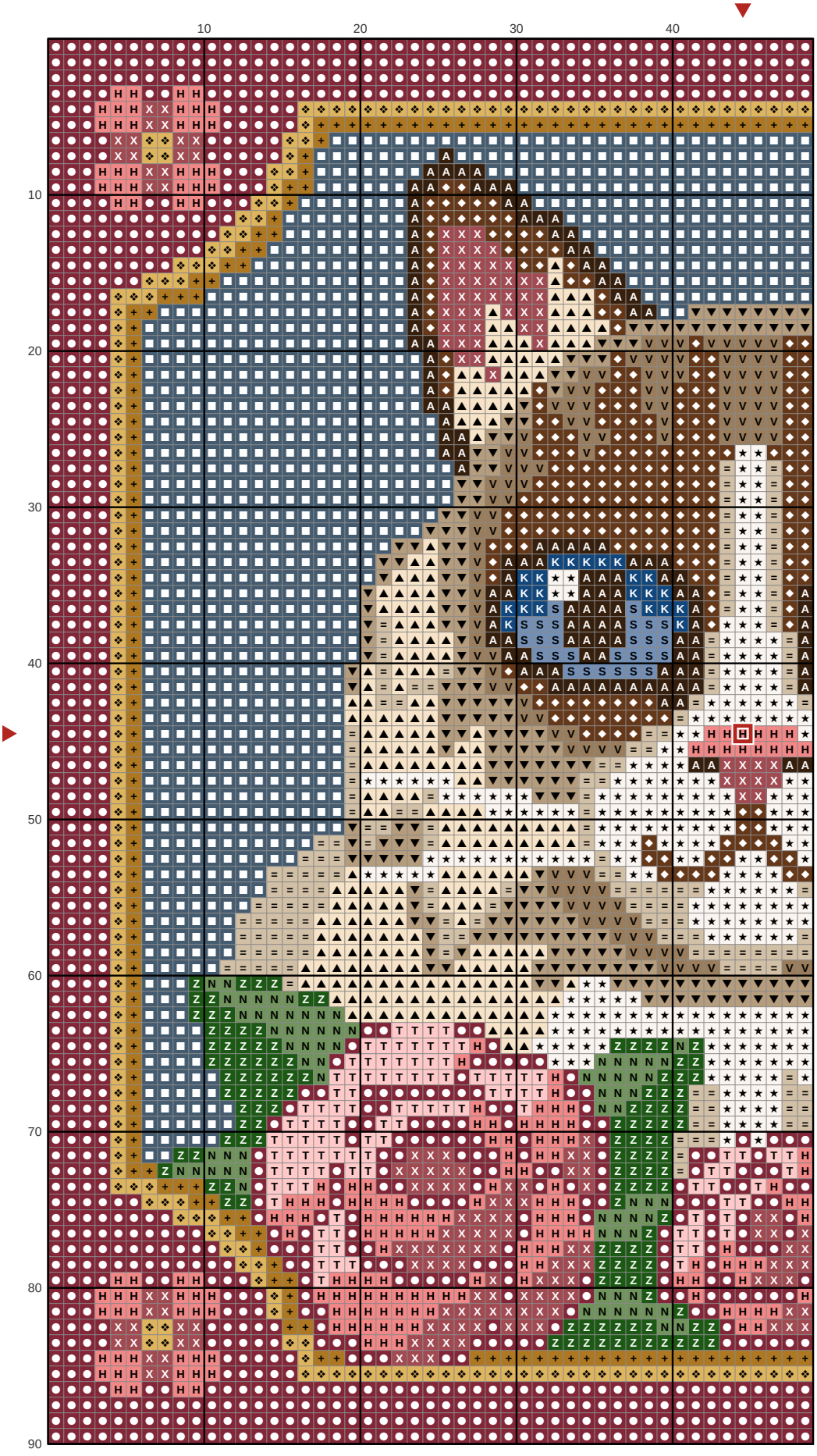

Key

- **DMC 902** Very Dark Garnet
- **DMC 930** Dark Antique Blue
- **DMC 739** Ultra Very Light Tan
- **DMC 801** Dark Coffee Brown
- **DMC 841** Light Beige Brown
- **DMC 3865** Winter White
- **DMC 3820** Dark Straw
- **DMC 3721** Dark Shell Pink
- **DMC 3712** Medium Salmon
- **DMC 782** Dark Topaz
- **DMC 842** Very Light Beige Brown
- **DMC 3345** Dark Hunter Green
- **DMC 938** Ultra Dark Coffee Brown
- **DMC 840** Medium Beige Brown
- **DMC 761** Light Salmon
- **DMC 3347** Medium Yellow Green
- **DMC 799** Medium Delft Blue
- **DMC 797** Royal Blue

Classic ragdoll cat Needlepoint pattern

Columns 50 to 90, rows 1 to 90. Gray squares: charted already, do not stitch again

This page is the dark part of the chart



Key

- **DMC 902** Very Dark Garnet
- **DMC 930** Dark Antique Blue
- **DMC 739** Ultra Very Light Tan
- **DMC 801** Dark Coffee Brown
- **DMC 841** Light Beige Brown
- **DMC 3865** Winter White
- **DMC 3820** Dark Straw
- **DMC 3721** Dark Shell Pink
- **DMC 3712** Medium Salmon
- **DMC 782** Dark Topaz
- **DMC 842** Very Light Beige Brown
- **DMC 3345** Dark Hunter Green
- **DMC 938** Ultra Dark Coffee Brown
- **DMC 840** Medium Beige Brown
- **DMC 761** Light Salmon
- **DMC 3347** Medium Yellow Green
- **DMC 799** Medium Delft Blue
- **DMC 797** Royal Blue