Classic ram skull with roses

Needlepoint pattern | 90 x 90 stitches | 5 x 5 in (12.7 x 12.7 cm) on 18 mesh | 18 colors



How to stitch it



1. Each square is one tent stitch, up at 1, down at 2. Lines in continental, right to left, the canvas upside down for the next row; wide areas in basketweave.
2. Cut 18 in of thread. Start and end it without a knot left behind.
3. Mark the middle of the canvas. It is the outlined square on page 2, column 45, row 45 (DMC 543): start there. Count threads, not holes.
4. Go on from it: picture first, background last. Gray squares are on two pages: stitch them once.
5. Last, two more rows all round in DMC 3371: the opening's edge hides them.

First time? How to needlepoint: flossfield.com/needlepoint/guides/how-to-start/
How to read a chart: flossfield.com/needlepoint/guides/how-to-read-a-chart/

What you need

Canvas: blank mono canvas, 18 mesh (18 threads to the inch), cut 9.5 in square (24.1 cm).

Needle: blunt tapestry, size 22. Also masking tape for the cut edges, and small scissors.

Thread: six-strand floss, 18 colors, about 21 skeins in all (an estimate). Stitch with 4 strands (5 or 6 if canvas shows).

Fit it into a lid: the box or tray, acid-free board and backing. Measure the opening first.
How to fit it into a lid.

Thread list, DMC

			stitches	skeins
●	3371	Black Brown	3,162	4
□	3790	Ultra Dark Beige Gray	723	1
▲	840	Medium Beige Brown	689	1
◆	3733	Dusty Rose	380	1
▼	543	Ultra Very Light Beige	342	1
★	3052	Medium Green Gray	321	1
❖	3051	Dark Green Gray	288	1
X	437	Light Tan	286	1
H	814	Dark Garnet	279	1
+	934	Black Avocado Green	259	1
=	3031	Very Dark Mocha Brown	256	1
Z	321	Red	223	1
A	712	Cream	185	1
V	3801	Very Dark Melon	183	1
T	842	Very Light Beige Brown	177	1
N	818	Baby Pink	153	1
S	3350	Ultra Dark Dusty Rose	145	1
K	524	Very Light Fern Green	49	1

Skeins are estimates, with the two extra rows: the thread a stitch takes on the front and back of 18 mesh canvas, plus 30 percent, rounded up for each color.

Thread colors are approximate screen matches to DMC numbers. Check against real thread before you buy.

For your own stitching, gifts and handmade pieces you sell. Do not resell or share this PDF or copies of it.

Classic ram skull with roses

Needlepoint pattern

Columns 1 to 45, rows 1 to 90. Start at the red outline

This page is the dark part of the chart



Key

- **DMC 3371** Black Brown
- **DMC 3790** Ultra Dark Beige Gray
- **DMC 840** Medium Beige Brown
- **DMC 3733** Dusty Rose
- **DMC 543** Ultra Very Light Beige
- **DMC 3052** Medium Green Gray
- **DMC 3051** Dark Green Gray
- **DMC 437** Light Tan
- **DMC 814** Dark Garnet
- **DMC 934** Black Avocado Green
- **DMC 3031** Very Dark Mocha Brown
- **DMC 321** Red
- **DMC 712** Cream
- **DMC 3801** Very Dark Melon
- **DMC 842** Very Light Beige Brown
- **DMC 818** Baby Pink
- **DMC 3350** Ultra Dark Dusty Rose
- **DMC 524** Very Light Fern Green

Classic ram skull with roses

Needlepoint pattern

Columns 46 to 90, rows 1 to 90. Gray squares: charted already, do not stitch again

This page is the dark part of the chart



Key

●	DMC 3371	Black Brown
■	DMC 3790	Ultra Dark Beige Gray
▲	DMC 840	Medium Beige Brown
◆	DMC 3733	Dusty Rose
▼	DMC 543	Ultra Very Light Beige
★	DMC 3052	Medium Green Gray
❖	DMC 3051	Dark Green Gray
X	DMC 437	Light Tan
H	DMC 814	Dark Garnet
+	DMC 934	Black Avocado Green
=	DMC 3031	Very Dark Mocha Brown
Z	DMC 321	Red
A	DMC 712	Cream
V	DMC 3801	Very Dark Melon
T	DMC 842	Very Light Beige Brown
N	DMC 818	Baby Pink
S	DMC 3350	Ultra Dark Dusty Rose
K	DMC 524	Very Light Fern Green