Classic birthday rosette on a present

Needlepoint pattern | 90 x 126 stitches | 5 x 7 in (12.7 x 17.8 cm) on 18 mesh | 20 colors



How to stitch it



1. Each square is one tent stitch, up at 1, down at 2. Lines in continental, right to left, the canvas upside down for the next row; wide areas in basketweave.
2. Cut 18 in of thread. Start and end it without a knot left behind.
3. Mark the middle of the canvas. It is the outlined square on page 2, column 45, row 63 (DMC 434): start there. Count threads, not holes.
4. Go on from it: picture first, background last. Gray squares are on two pages: stitch them once.
5. Last, two more rows all round, each stitch in the color it lies beside: the opening's edge hides them.

First time? How to needlepoint: flossfield.com/needlepoint/guides/how-to-start/
How to read a chart: flossfield.com/needlepoint/guides/how-to-read-a-chart/

What you need

Canvas: blank mono canvas, 18 mesh (18 threads to the inch), cut 9.5 in wide x 11.5 in high (24.1 x 29.2 cm).

Needle: blunt tapestry, size 22. Also masking tape for the cut edges, and small scissors.

Thread: six-strand floss, 20 colors, about 23 skeins in all (an estimate). Stitch with 4 strands (5 or 6 if canvas shows).

Fit it into a lid: the box or tray, acid-free board and backing. Measure the opening first.
How to fit it into a lid.

Thread list, DMC

			stitches	skeins
●	938	Ultra Dark Coffee Brown	1,948	2
■	3031	Very Dark Mocha Brown	1,380	2
▲	838	Very Dark Beige Brown	1,293	2
◆	801	Dark Coffee Brown	932	1
▼	738	Very Light Tan	685	1
★	498	Dark Red	651	1
❖	434	Light Brown	571	1
X	712	Cream	546	1
H	902	Very Dark Garnet	527	1
+	815	Medium Garnet	453	1
=	347	Very Dark Salmon	452	1
Z	433	Medium Brown	361	1
A	435	Very Light Brown	359	1
V	3328	Dark Salmon	359	1
T	931	Medium Antique Blue	229	1
N	437	Light Tan	219	1
S	932	Light Antique Blue	167	1
K	3750	Very Dark Antique Blue	152	1
E	783	Medium Topaz	42	1
C	743	Medium Yellow	14	1

Skeins are estimates, with the two extra rows: the thread a stitch takes on the front and back of 18 mesh canvas, plus 30 percent, rounded up for each color.

Thread colors are approximate screen matches to DMC numbers. Check against real thread before you buy.

For your own stitching, gifts and handmade pieces you sell. Do not resell or share this PDF or copies of it.

Classic birthday rosette on a present

Needlepoint pattern

Columns 1 to 90, rows 1 to 67. Start at the red outline

This page is the dark part of the chart



Key

- **DMC 938** Ultra Dark Coffee Brown
- **DMC 3031** Very Dark Mocha Brown
- **DMC 838** Very Dark Beige Brown
- **DMC 801** Dark Coffee Brown
- **DMC 738** Very Light Tan
- **DMC 498** Dark Red
- **DMC 434** Light Brown
- **DMC 712** Cream
- **DMC 902** Very Dark Garnet
- **DMC 815** Medium Garnet
- **DMC 347** Very Dark Salmon
- **DMC 433** Medium Brown
- **DMC 435** Very Light Brown
- **DMC 3328** Dark Salmon
- **DMC 931** Medium Antique Blue
- **DMC 437** Light Tan
- **DMC 932** Light Antique Blue
- **DMC 3750** Very Dark Antique Blue
- **DMC 783** Medium Topaz
- **DMC 743** Medium Yellow

Classic birthday rosette on a present

Needlepoint pattern

Columns 1 to 90, rows 68 to 126. Gray squares: charted already, do not stitch again

This page is the dark part of the chart



Key

- DMC 938 — Ultra Dark Coffee Brown
- DMC 3031 — Very Dark Mocha Brown
- DMC 838 — Very Dark Beige Brown
- DMC 801 — Dark Coffee Brown
- DMC 738 — Very Light Tan
- DMC 498 — Dark Red
- DMC 434 — Light Brown
- DMC 712 — Cream
- DMC 902 — Very Dark Garnet
- DMC 815 — Medium Garnet
- DMC 347 — Very Dark Salmon
- DMC 433 — Medium Brown
- DMC 435 — Very Light Brown
- DMC 3328 — Dark Salmon
- DMC 437 — Light Tan