Classic saddle in the tack room

Needlepoint pattern | 90 x 90 stitches | 5 x 5 in (12.7 x 12.7 cm) on 18 mesh | 18 colors



How to stitch it



1. Each square is one tent stitch, up at 1, down at 2. Lines in continental, right to left, the canvas upside down for the next row; wide areas in basketweave.
2. Cut 18 in of thread. Start and end it without a knot left behind.
3. Mark the middle of the canvas. It is the outlined square on page 2, column 45, row 45 (DMC 976): start there. Count threads, not holes.
4. Go on from it: picture first, background last. Gray squares are on two pages: stitch them once.
5. Last, two more rows all round, each stitch in the color it lies beside: the opening's edge hides them.

First time? How to needlepoint: flossfield.com/needlepoint/guides/how-to-start/
How to read a chart: flossfield.com/needlepoint/guides/how-to-read-a-chart/

What you need

Canvas: blank mono canvas, 18 mesh (18 threads to the inch), cut 9.5 in square (24.1 cm).

Needle: blunt tapestry, size 22. Also masking tape for the cut edges, and small scissors.

Thread: six-strand floss, 18 colors, about 19 skeins in all (an estimate). Stitch with 4 strands (5 or 6 if canvas shows).

Fit it into a lid: the box or tray, acid-free board and backing. Measure the opening first.
How to fit it into a lid.

Thread list, DMC

			stitches	skeins
●	**938**	Ultra Dark Coffee Brown	1,729	2
■	**3768**	Dark Gray Green	1,023	1
▲	**3781**	Dark Mocha Brown	705	1
◆	**924**	Very Dark Gray Green	606	1
▼	**976**	Medium Golden Brown	451	1
★	**3828**	Hazelnut Brown	440	1
❖	**301**	Medium Mahogany	422	1
X	**648**	Light Beaver Gray	381	1
H	**712**	Cream	357	1
+	**400**	Dark Mahogany	320	1
=	**3047**	Light Yellow Beige	318	1
Z	**844**	Ultra Dark Beaver Gray	297	1
A	**498**	Dark Red	284	1
V	**869**	Very Dark Hazelnut Brown	264	1
T	**300**	Very Dark Mahogany	183	1
N	**3827**	Pale Golden Brown	158	1
S	**646**	Dark Beaver Gray	134	1
K	**224**	Very Light Shell Pink	28	1

Skeins are estimates, with the two extra rows: the thread a stitch takes on the front and back of 18 mesh canvas, plus 30 percent, rounded up for each color.

Thread colors are approximate screen matches to DMC numbers. Check against real thread before you buy.

For your own stitching, gifts and handmade pieces you sell. Do not resell or share this PDF or copies of it.

Classic saddle in the tack room Needlepoint pattern

Columns 1 to 49, rows 1 to 90. Start at the red outline

This page is the dark part of the chart



Key

- **DMC 938** Ultra Dark Coffee Brown
- **DMC 3768** Dark Gray Green
- **DMC 3781** Dark Mocha Brown
- **DMC 924** Very Dark Gray Green
- **DMC 976** Medium Golden Brown
- **DMC 3828** Hazelnut Brown
- **DMC 301** Medium Mahogany
- **DMC 648** Light Beaver Gray
- **DMC 712** Cream
- **DMC 400** Dark Mahogany
- **DMC 3047** Light Yellow Beige
- **DMC 844** Ultra Dark Beaver Gray
- **DMC 498** Dark Red
- **DMC 869** Very Dark Hazelnut Brown
- **DMC 300** Very Dark Mahogany
- **DMC 3827** Pale Golden Brown
- **DMC 646** Dark Beaver Gray
- **DMC 224** Very Light Shell Pink

Classic saddle in the tack room

Needlepoint pattern

Columns 50 to 90, rows 1 to 90. Gray squares: charted already, do not stitch again

This page is the dark part of the chart

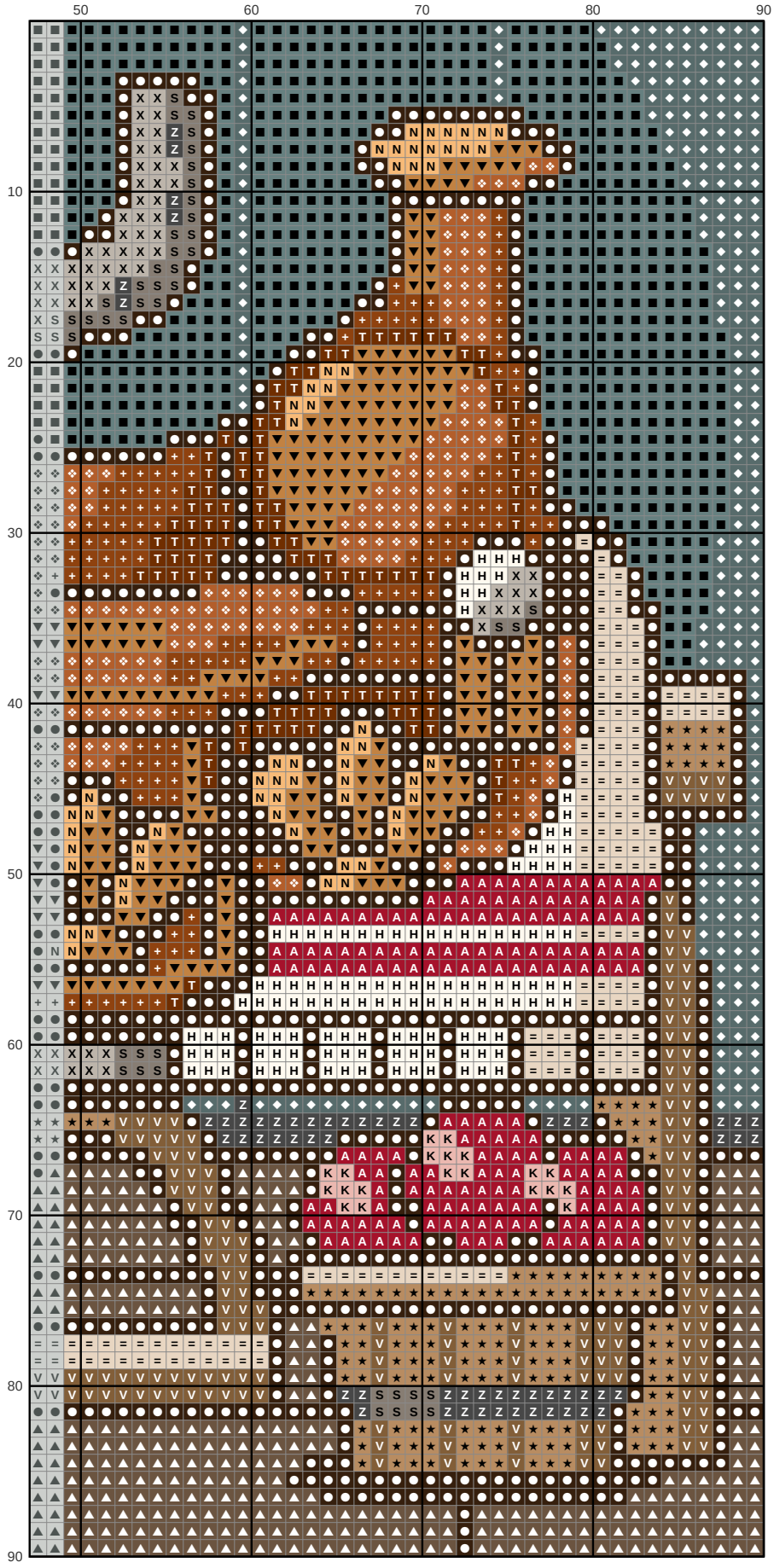

Key

- ● **DMC 938** Ultra Dark Coffee Brown
- ■ **DMC 3768** Dark Gray Green
- ▲ **DMC 3781** Dark Mocha Brown
- ◆ **DMC 924** Very Dark Gray Green
- ▼ **DMC 976** Medium Golden Brown
- ★ **DMC 3828** Hazelnut Brown
- ❖ **DMC 301** Medium Mahogany
- X **DMC 648** Light Beaver Gray
- H **DMC 712** Cream
- \+ **DMC 400** Dark Mahogany
- = **DMC 3047** Light Yellow Beige
- Z **DMC 844** Ultra Dark Beaver Gray
- A **DMC 498** Dark Red
- V **DMC 869** Very Dark Hazelnut Brown
- T **DMC 300** Very Dark Mahogany
- N **DMC 3827** Pale Golden Brown
- S **DMC 646** Dark Beaver Gray
- K **DMC 224** Very Light Shell Pink