Classic sailfish leaping at sunrise

Needlepoint pattern | 160 x 120 stitches | 16 x 12 in (40.6 x 30.5 cm) on 10 mesh | 24 colors



How to stitch it



1. Each square is one tent stitch, up at 1, down at 2. Lines in continental, right to left, the canvas upside down for the next row; wide areas in basketweave.
2. Cut 18 in of thread. Start and end it without a knot left behind.
3. Mark the middle of the canvas. It is the outlined square on page 2, column 80, row 60 (DMC 744): start there. Count threads, not holes.
4. Go on from it: picture first, background last. Gray squares are on two pages: stitch them once.
5. Last, two more rows all round, each stitch in the color it lies beside: the seam hides them.

First time? How to needlepoint: flossfield.com/needlepoint/guides/how-to-start/
How to read a chart: flossfield.com/needlepoint/guides/how-to-read-a-chart/

What you need

Canvas: blank mono canvas, 10 mesh (10 threads to the inch), cut 20.5 in wide x 16.5 in high (52.1 x 41.9 cm).

Needle: blunt tapestry, size 18. Also masking tape for the cut edges, and small scissors.

Thread: pearl cotton size 3, 24 colors, about 45 skeins in all (an estimate). Stitch with 2 lengths together.

Make it a pillow: backing fabric, an insert the size of the stitching or an inch larger, and cord or piping for the edge. How to finish a pillow.

Thread list, DMC

			stitches	skeins
●	3727	Light Antique Mauve	2,310	5
■	745	Light Pale Yellow	2,134	4
▲	224	Very Light Shell Pink	1,673	3
◆	761	Light Salmon	1,181	2
▼	3809	Very Dark Turquoise	1,068	2
★	3856	Ultra Very Light Mahogany	1,059	2
❖	3810	Dark Turquoise	1,037	2
X	598	Light Turquoise	971	2
H	823	Dark Navy Blue	922	2
+	798	Dark Delft Blue	859	2
=	799	Medium Delft Blue	851	2
Z	3808	Ultra Very Dark Turquoise	786	2
A	BLANC	White	764	2
V	797	Royal Blue	732	2
T	3750	Very Dark Antique Blue	532	2
N	762	Very Light Pearl Gray	324	1
S	3811	Very Light Turquoise	312	1
K	939	Very Dark Navy Blue	310	1
E	316	Medium Antique Mauve	305	1
C	744	Pale Yellow	300	1
P	742	Light Tangerine	250	1
U	415	Pearl Gray	196	1
L	3740	Dark Antique Violet	189	1
2	3041	Medium Antique Violet	135	1

Skeins are estimates, with the two extra rows: the thread a stitch takes on the front and back of 10 mesh canvas, plus 30 percent, rounded up for each color.

Thread colors are approximate screen matches to DMC numbers. Check against real thread before you buy.

For your own stitching, gifts and handmade pieces you sell. Do not resell or share this PDF or copies of it.

Classic sailfish leaping at sunrise

Needlepoint pattern

Columns 1 to 84, rows 1 to 64. Start at the red outline

This page is the dark part of the chart



Key

- ● **DMC 3727** Light Antique Mauve
- ■ **DMC 745** Light Pale Yellow
- ▲ **DMC 224** Very Light Shell Pink
- ◆ **DMC 761** Light Salmon
- ★ **DMC 3856** Ultra Very Light Mahogany
- **H** **DMC 823** Dark Navy Blue
- **+** **DMC 798** Dark Delft Blue
- **=** **DMC 799** Medium Delft Blue
- **V** **DMC 797** Royal Blue
- **N** **DMC 762** Very Light Pearl Gray
- **K** **DMC 939** Very Dark Navy Blue
- **C** **DMC 744** Pale Yellow
- **U** **DMC 415** Pearl Gray
- **L** **DMC 3740** Dark Antique Violet
- **2** **DMC 3041** Medium Antique Violet

Classic sailfish leaping at sunrise

Needlepoint pattern

Columns 85 to 160, rows 1 to 64. Gray squares: charted already, do not stitch again

This page is the dark part of the chart



Key

- ● **DMC 3727** Light Antique Mauve
- ▲ **DMC 224** Very Light Shell Pink
- ◆ **DMC 761** Light Salmon
- ★ **DMC 3856** Ultra Very Light Mahogany
- **H** **DMC 823** Dark Navy Blue
- **+** **DMC 798** Dark Delft Blue
- **=** **DMC 799** Medium Delft Blue
- **V** **DMC 797** Royal Blue
- **N** **DMC 762** Very Light Pearl Gray
- **K** **DMC 939** Very Dark Navy Blue
- **E** **DMC 316** Medium Antique Mauve
- **C** **DMC 744** Pale Yellow
- **U** **DMC 415** Pearl Gray
- **L** **DMC 3740** Dark Antique Violet
- **2** **DMC 3041** Medium Antique Violet

Classic sailfish leaping at sunrise

Needlepoint pattern

Columns 1 to 84, rows 65 to 120. Gray squares: charted already, do not stitch again

This page is the dark part of the chart



Key

- ■ **DMC 745** Light Pale Yellow
- ▼ **DMC 3809** Very Dark Turquoise
- ★ **DMC 3856** Ultra Very Light Mahogany
- ❖ **DMC 3810** Dark Turquoise
- X **DMC 598** Light Turquoise
- Z **DMC 3808** Ultra Very Dark Turquoise
- A **DMC BLANC** White
- V **DMC 797** Royal Blue
- T **DMC 3750** Very Dark Antique Blue
- C **DMC 744** Pale Yellow
- P **DMC 742** Light Tangerine

Classic sailfish leaping at sunrise

Needlepoint pattern

Columns 85 to 160, rows 65 to 120. Gray squares: charted already, do not stitch again

This page is the dark part of the chart



Key

- ■ **DMC 745** Light Pale Yellow
- ▲ **DMC 224** Very Light Shell Pink
- ▼ **DMC 3809** Very Dark Turquoise
- ★ **DMC 3856** Ultra Very Light Mahogany
- ❖ **DMC 3810** Dark Turquoise
- X **DMC 598** Light Turquoise
- H **DMC 823** Dark Navy Blue
- \+ **DMC 798** Dark Delft Blue
- = **DMC 799** Medium Delft Blue
- Z **DMC 3808** Ultra Very Dark Turquoise
- A **DMC BLANC** White
- V **DMC 797** Royal Blue
- T **DMC 3750** Very Dark Antique Blue
- N **DMC 762** Very Light Pearl Gray
- S **DMC 3811** Very Light Turquoise
- K **DMC 939** Very Dark Navy Blue
- C **DMC 744** Pale Yellow
- U **DMC 415** Pearl Gray
- L **DMC 3740** Dark Antique Violet
- 2 **DMC 3041** Medium Antique Violet