Classic Samoyed

Needlepoint pattern | 90 x 90 stitches | 5 x 5 in (12.7 x 12.7 cm) on 18 mesh | 18 colors



How to stitch it



1. Each square is one tent stitch, up at 1, down at 2. Lines in continental, right to left, the canvas upside down for the next row; wide areas in basketweave.
2. Cut 18 in of thread. Start and end it without a knot left behind.
3. Mark the middle of the canvas. It is the outlined square on page 2, column 45, row 45 (DMC 3865): start there. Count threads, not holes.
4. Go on from it: picture first, background last. Gray squares are on two pages: stitch them once.
5. Last, two more rows all round, each stitch in the color it lies beside: the opening's edge hides them.

First time? How to needlepoint: flossfield.com/needlepoint/guides/how-to-start/
How to read a chart: flossfield.com/needlepoint/guides/how-to-read-a-chart/

What you need

Canvas: blank mono canvas, 18 mesh (18 threads to the inch), cut 9.5 in square (24.1 cm).

Needle: blunt tapestry, size 22. Also masking tape for the cut edges, and small scissors.

Thread: six-strand floss, 18 colors, about 20 skeins in all (an estimate). Stitch with 4 strands (5 or 6 if canvas shows).

Fit it into a lid: the box or tray, acid-free board and backing. Measure the opening first.
How to fit it into a lid.

Thread list, DMC

			stitches	skeins
●	**500**	Very Dark Blue Green	2,574	3
■	**3865**	Winter White	1,151	1
▲	**898**	Very Dark Coffee Brown	832	1
◆	**159**	Light Gray Blue	668	1
▼	**160**	Medium Gray Blue	497	1
★	**161**	Gray Blue	405	1
❖	**436**	Tan	348	1
X	**3371**	Black Brown	337	1
H	**434**	Light Brown	320	1
+	**738**	Very Light Tan	318	1
=	**321**	Red	209	1
Z	**3750**	Very Dark Antique Blue	134	1
A	**931**	Medium Antique Blue	92	1
V	**3705**	Dark Melon	88	1
T	**815**	Medium Garnet	51	1
N	**3064**	Desert Sand	34	1
S	**782**	Dark Topaz	32	1
K	**3821**	Straw	10	1

Skeins are estimates, with the two extra rows: the thread a stitch takes on the front and back of 18 mesh canvas, plus 30 percent, rounded up for each color.

Thread colors are approximate screen matches to DMC numbers. Check against real thread before you buy.

For your own stitching, gifts and handmade pieces you sell. Do not resell or share this PDF or copies of it.

Classic Samoyed

Needlepoint pattern

Columns 1 to 49, rows 1 to 90. Start at the red outline

This page is the dark part of the chart

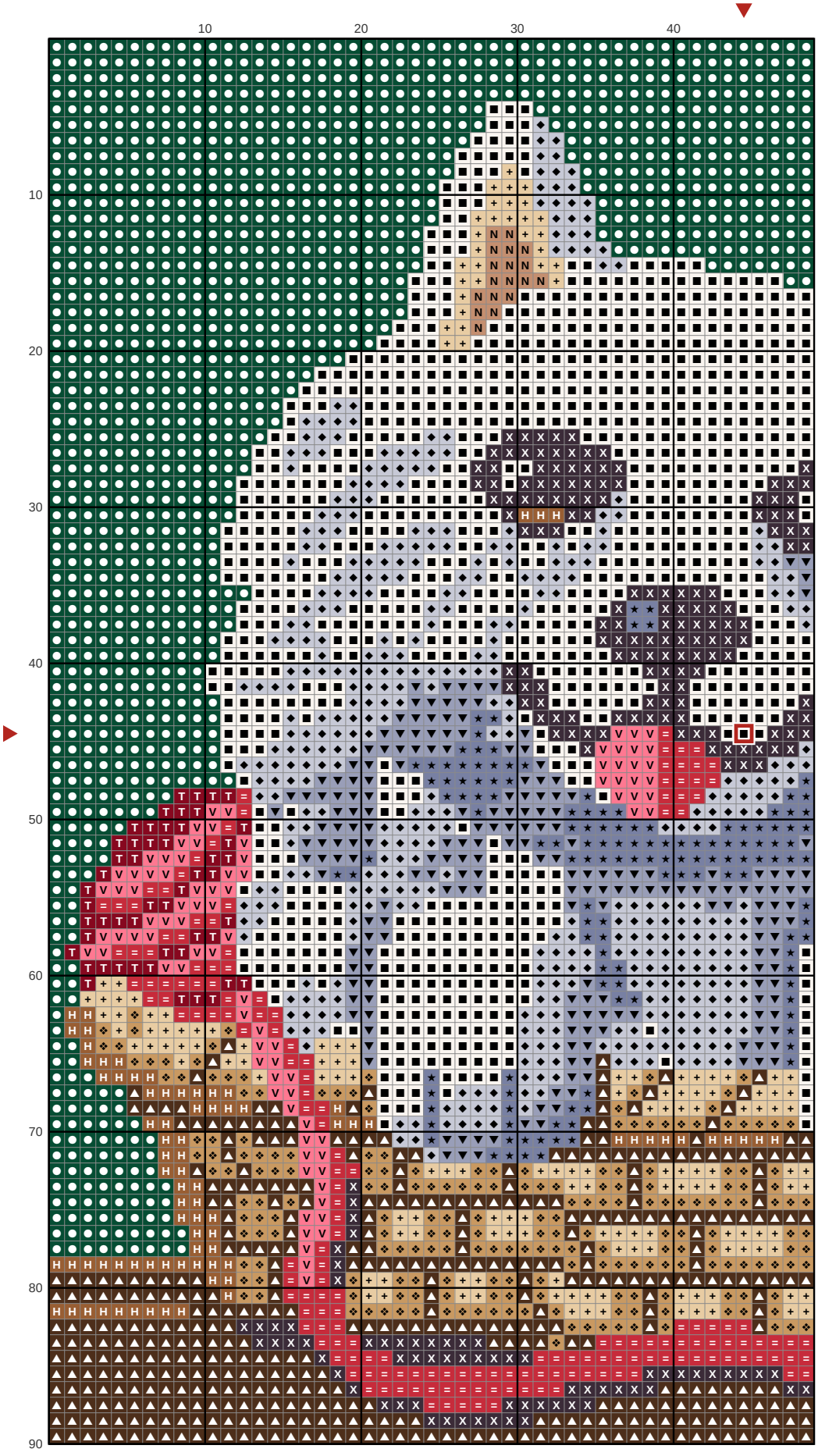

Key

- **DMC 500** Very Dark Blue Green
- **DMC 3865** Winter White
- **DMC 898** Very Dark Coffee Brown
- **DMC 159** Light Gray Blue
- **DMC 160** Medium Gray Blue
- **DMC 161** Gray Blue
- **DMC 436** Tan
- **DMC 3371** Black Brown
- **DMC 434** Light Brown
- **DMC 738** Very Light Tan
- **DMC 321** Red
- **DMC 3705** Dark Melon
- **DMC 815** Medium Garnet
- **DMC 3064** Desert Sand

Classic Samoyed

Needlepoint pattern

Columns 50 to 90, rows 1 to 90. Gray squares: charted already, do not stitch again

This page is the dark part of the chart



Key

- ● **DMC 500** Very Dark Blue Green
- ■ **DMC 3865** Winter White
- ▲ **DMC 898** Very Dark Coffee Brown
- ◆ **DMC 159** Light Gray Blue
- ▼ **DMC 160** Medium Gray Blue
- ★ **DMC 161** Gray Blue
- ❖ **DMC 436** Tan
- X **DMC 3371** Black Brown
- H **DMC 434** Light Brown
- \+ **DMC 738** Very Light Tan
- = **DMC 321** Red
- Z **DMC 3750** Very Dark Antique Blue
- A **DMC 931** Medium Antique Blue
- N **DMC 3064** Desert Sand
- S **DMC 782** Dark Topaz
- K **DMC 3821** Straw