Classic sand dollar

Needlepoint pattern | 140 x 140 stitches | 14 x 14 in (35.6 x 35.6 cm) on 10 mesh | 23 colors



How to stitch it



1. Each square is one tent stitch, up at 1, down at 2. Lines in continental, right to left, the canvas upside down for the next row; wide areas in basketweave.
2. Cut 18 in of thread. Start and end it without a knot left behind.
3. Mark the middle of the canvas. It is the outlined square on page 2, column 70, row 70 (DMC 3865): start there. Count threads, not holes.
4. Go on from it: picture first, background last. Gray squares are on two pages: stitch them once.
5. Last, two more rows all round, each stitch in the color it lies beside: the seam hides them.

First time? How to needlepoint: flossfield.com/needlepoint/guides/how-to-start/
How to read a chart: flossfield.com/needlepoint/guides/how-to-read-a-chart/

What you need

Canvas: blank mono canvas, 10 mesh (10 threads to the inch), cut 18.5 in square (47 cm).

Needle: blunt tapestry, size 18. Also masking tape for the cut edges, and small scissors.

Thread: pearl cotton size 3, 23 colors, about 45 skeins in all (an estimate). Stitch with 2 lengths together.

Make it a pillow: backing fabric, an insert the size of the stitching or an inch larger, and cord or piping for the edge. How to finish a pillow.

Thread list, DMC

			stitches	skeins
●	**437**	Light Tan	5,172	9
■	**ECRU**	Ecru	3,346	6
▲	**3865**	Winter White	1,851	3
◆	**422**	Light Hazelnut Brown	1,718	3
▼	**BLANC**	White	1,011	2
★	**597**	Turquoise	868	2
❖	**3047**	Light Yellow Beige	689	2
X	**598**	Light Turquoise	679	2
H	**842**	Very Light Beige Brown	670	2
+	**3828**	Hazelnut Brown	530	1
=	**840**	Medium Beige Brown	452	1
Z	**747**	Very Light Sky Blue	423	1
A	**3860**	Cocoa	357	1
V	**738**	Very Light Tan	320	1
T	**3761**	Light Sky Blue	300	1
N	**3862**	Dark Mocha Beige	280	1
S	**3810**	Dark Turquoise	270	1
K	**839**	Dark Beige Brown	195	1
E	**758**	Very Light Terra Cotta	136	1
C	**3861**	Light Cocoa	117	1
P	**3778**	Light Terra Cotta	90	1
U	**950**	Light Desert Sand	82	1
L	**841**	Light Beige Brown	44	1

Skeins are estimates, with the two extra rows: the thread a stitch takes on the front and back of 10 mesh canvas, plus 30 percent, rounded up for each color.

Thread colors are approximate screen matches to DMC numbers. Check against real thread before you buy.

For your own stitching, gifts and handmade pieces you sell. Do not resell or share this PDF or copies of it.

Classic sand dollar Needlepoint pattern

Columns 1 to 74, rows 1 to 74. Start at the red outline

This page is the dark part of the chart



Key

- ● **DMC 437** Light Tan
- ■ **DMC ECRU** Ecru
- ▲ **DMC 3865** Winter White
- ◆ **DMC 422** Light Hazelnut Brown
- ▼ **DMC BLANC** White
- ★ **DMC 597** Turquoise
- ❖ **DMC 3047** Light Yellow Beige
- X **DMC 598** Light Turquoise
- H **DMC 842** Very Light Beige Brown
- \+ **DMC 3828** Hazelnut Brown
- = **DMC 840** Medium Beige Brown
- Z **DMC 747** Very Light Sky Blue
- T **DMC 3761** Light Sky Blue
- N **DMC 3862** Dark Mocha Beige
- S **DMC 3810** Dark Turquoise
- K **DMC 839** Dark Beige Brown

Classic sand dollar Needlepoint pattern

Columns 75 to 140, rows 1 to 74. Gray squares: charted already, do not stitch again

This page is the dark part of the chart



Key

- ● **DMC 437** Light Tan
- ■ **DMC ECRU** Ecru
- ▲ **DMC 3865** Winter White
- ◆ **DMC 422** Light Hazelnut Brown
- ▼ **DMC BLANC** White
- ★ **DMC 597** Turquoise
- ❖ **DMC 3047** Light Yellow Beige
- X **DMC 598** Light Turquoise
- H **DMC 842** Very Light Beige Brown
- \+ **DMC 3828** Hazelnut Brown
- = **DMC 840** Medium Beige Brown
- Z **DMC 747** Very Light Sky Blue
- A **DMC 3860** Cocoa
- V **DMC 738** Very Light Tan
- T **DMC 3761** Light Sky Blue
- N **DMC 3862** Dark Mocha Beige
- S **DMC 3810** Dark Turquoise
- K **DMC 839** Dark Beige Brown
- C **DMC 3861** Light Cocoa

Classic sand dollar Needlepoint pattern

Columns 1 to 74, rows 75 to 140. Gray squares: charted already, do not stitch again

This page is the dark part of the chart



Key

- ● **DMC 437** Light Tan
- ■ **DMC ECRU** Ecru
- ▲ **DMC 3865** Winter White
- ◆ **DMC 422** Light Hazelnut Brown
- ❖ **DMC 3047** Light Yellow Beige
- H **DMC 842** Very Light Beige Brown
- = **DMC 840** Medium Beige Brown
- A **DMC 3860** Cocoa
- V **DMC 738** Very Light Tan
- K **DMC 839** Dark Beige Brown
- E **DMC 758** Very Light Terra Cotta
- C **DMC 3861** Light Cocoa
- P **DMC 3778** Light Terra Cotta
- U **DMC 950** Light Desert Sand
- L **DMC 841** Light Beige Brown

Classic sand dollar Needlepoint pattern

Columns 75 to 140, rows 75 to 140. Gray squares: charted already, do not stitch again

This page is the dark part of the chart



Key

- ● **DMC 437** Light Tan
- ■ **DMC ECRU** Ecru
- ▲ **DMC 3865** Winter White
- ◆ **DMC 422** Light Hazelnut Brown
- ❖ **DMC 3047** Light Yellow Beige
- H **DMC 842** Very Light Beige Brown
- = **DMC 840** Medium Beige Brown
- A **DMC 3860** Cocoa
- V **DMC 738** Very Light Tan
- K **DMC 839** Dark Beige Brown
- C **DMC 3861** Light Cocoa
- L **DMC 841** Light Beige Brown