Classic sandpiper reflected at dawn

Needlepoint pattern | 90 x 126 stitches | 5 x 7 in (12.7 x 17.8 cm) on 18 mesh | 19 colors



How to stitch it



1. Each square is one tent stitch, up at 1, down at 2. Lines in continental, right to left, the canvas upside down for the next row; wide areas in basketweave.
2. Cut 18 in of thread. Start and end it without a knot left behind.
3. Mark the middle of the canvas. It is the outlined square on page 2, column 45, row 63 (DMC 160): start there. Count threads, not holes.
4. Go on from it: picture first, background last. Gray squares are on two pages: stitch them once.
5. When it is done, block it square.

First time? How to needlepoint: flossfield.com/needlepoint/guides/how-to-start/
How to read a chart: flossfield.com/needlepoint/guides/how-to-read-a-chart/

What you need

Canvas: blank mono canvas, 18 mesh (18 threads to the inch), cut 9 in wide x 11 in high (22.9 x 27.9 cm).

Needle: blunt tapestry, size 22. Also masking tape for the cut edges, and small scissors.

Thread: six-strand floss, 19 colors, about 21 skeins in all (an estimate). Stitch with 4 strands (5 or 6 if canvas shows).

Frame it: acid-free board and a frame.
How to frame needlepoint.

Thread list, DMC

			stitches	skeins
●	**160**	Medium Gray Blue	3,700	3
■	**161**	Gray Blue	1,131	1
▲	**3042**	Light Antique Violet	811	1
◆	**3341**	Apricot	604	1
▼	**224**	Very Light Shell Pink	582	1
★	**3740**	Dark Antique Violet	581	1
❖	**3825**	Pale Pumpkin	532	1
X	**677**	Very Light Old Gold	475	1
H	**3855**	Light Autumn Gold	459	1
+	**3743**	Very Light Antique Violet	449	1
=	**3041**	Medium Antique Violet	393	1
Z	**898**	Very Dark Coffee Brown	348	1
A	**159**	Light Gray Blue	335	1
V	**301**	Medium Mahogany	246	1
T	**3371**	Black Brown	191	1
N	**223**	Light Shell Pink	148	1
S	**435**	Very Light Brown	127	1
K	**3865**	Winter White	125	1
E	**437**	Light Tan	103	1

Skeins are estimates: the thread a stitch takes on the front and back of 18 mesh canvas, plus 30 percent, rounded up for each color.
Thread colors are approximate screen matches to DMC numbers. Check against real thread before you buy.
For your own stitching, gifts and handmade pieces you sell. Do not resell or share this PDF or copies of it.

Classic sandpiper reflected at dawn

Needlepoint pattern

Columns 1 to 90, rows 1 to 67. Start at the red outline

This page is the dark part of the chart



Key

- **DMC 160** Medium Gray Blue
- **DMC 3042** Light Antique Violet
- **DMC 3341** Apricot
- **DMC 224** Very Light Shell Pink
- **DMC 3740** Dark Antique Violet
- **DMC 3825** Pale Pumpkin
- **DMC 677** Very Light Old Gold
- **DMC 3855** Light Autumn Gold
- **DMC 3743** Very Light Antique Violet
- **DMC 898** Very Dark Coffee Brown
- **DMC 159** Light Gray Blue
- **DMC 301** Medium Mahogany
- **DMC 3371** Black Brown
- **DMC 435** Very Light Brown
- **DMC 3865** Winter White
- **DMC 437** Light Tan

Classic sandpiper reflected at dawn

Needlepoint pattern

Columns 1 to 90, rows 68 to 126. Gray squares: charted already, do not stitch again

This page is the dark part of the chart



Key

- ● **DMC 160** Medium Gray Blue
- ■ **DMC 161** Gray Blue
- ▲ **DMC 3042** Light Antique Violet
- ★ **DMC 3740** Dark Antique Violet
- ❖ **DMC 3825** Pale Pumpkin
- X **DMC 677** Very Light Old Gold
- H **DMC 3855** Light Autumn Gold
- \+ **DMC 3743** Very Light Antique Violet
- = **DMC 3041** Medium Antique Violet
- A **DMC 159** Light Gray Blue
- T **DMC 3371** Black Brown
- N **DMC 223** Light Shell Pink