Classic tin of sardines

Needlepoint pattern | 90 x 90 stitches | 5 x 5 in (12.7 x 12.7 cm) on 18 mesh | 18 colors



How to stitch it



1. Each square is one tent stitch, up at 1, down at 2. Lines in continental, right to left, the canvas upside down for the next row; wide areas in basketweave.
2. Cut 18 in of thread. Start and end it without a knot left behind.
3. Mark the middle of the canvas. It is the outlined square on page 2, column 45, row 45 (DMC 898): start there. Count threads, not holes.
4. Go on from it: picture first, background last. Gray squares are on two pages: stitch them once.
5. Last, two more rows all round, each stitch in the color it lies beside: the opening's edge hides them.

First time? How to needlepoint: flossfield.com/needlepoint/guides/how-to-start/
How to read a chart: flossfield.com/needlepoint/guides/how-to-read-a-chart/

What you need

Canvas: blank mono canvas, 18 mesh (18 threads to the inch), cut 9.5 in square (24.1 cm).

Needle: blunt tapestry, size 22. Also masking tape for the cut edges, and small scissors.

Thread: six-strand floss, 18 colors, about 20 skeins in all (an estimate). Stitch with 4 strands (5 or 6 if canvas shows).

Fit it into a lid: the box or tray, acid-free board and backing. Measure the opening first.
How to fit it into a lid.

Thread list, DMC

			stitches	skeins
●	**939**	Very Dark Navy Blue	1,617	2
■	**898**	Very Dark Coffee Brown	1,223	2
▲	**3371**	Black Brown	879	1
◆	**840**	Medium Beige Brown	533	1
▼	**3865**	Winter White	447	1
★	**433**	Medium Brown	427	1
❖	**3822**	Light Straw	412	1
X	**3820**	Dark Straw	408	1
H	**780**	Ultra Very Dark Topaz	351	1
+	**3864**	Light Mocha Beige	325	1
=	**931**	Medium Antique Blue	325	1
Z	**3750**	Very Dark Antique Blue	318	1
A	**3752**	Very Light Antique Blue	309	1
V	**814**	Dark Garnet	171	1
T	**726**	Light Topaz	128	1
N	**321**	Red	93	1
S	**3345**	Dark Hunter Green	67	1
K	**3347**	Medium Yellow Green	67	1

Skeins are estimates, with the two extra rows: the thread a stitch takes on the front and back of 18 mesh canvas, plus 30 percent, rounded up for each color.

Thread colors are approximate screen matches to DMC numbers. Check against real thread before you buy.

For your own stitching, gifts and handmade pieces you sell. Do not resell or share this PDF or copies of it.

Classic tin of sardines

Needlepoint pattern

Columns 1 to 49, rows 1 to 90. Start at the red outline

This page is the dark part of the chart

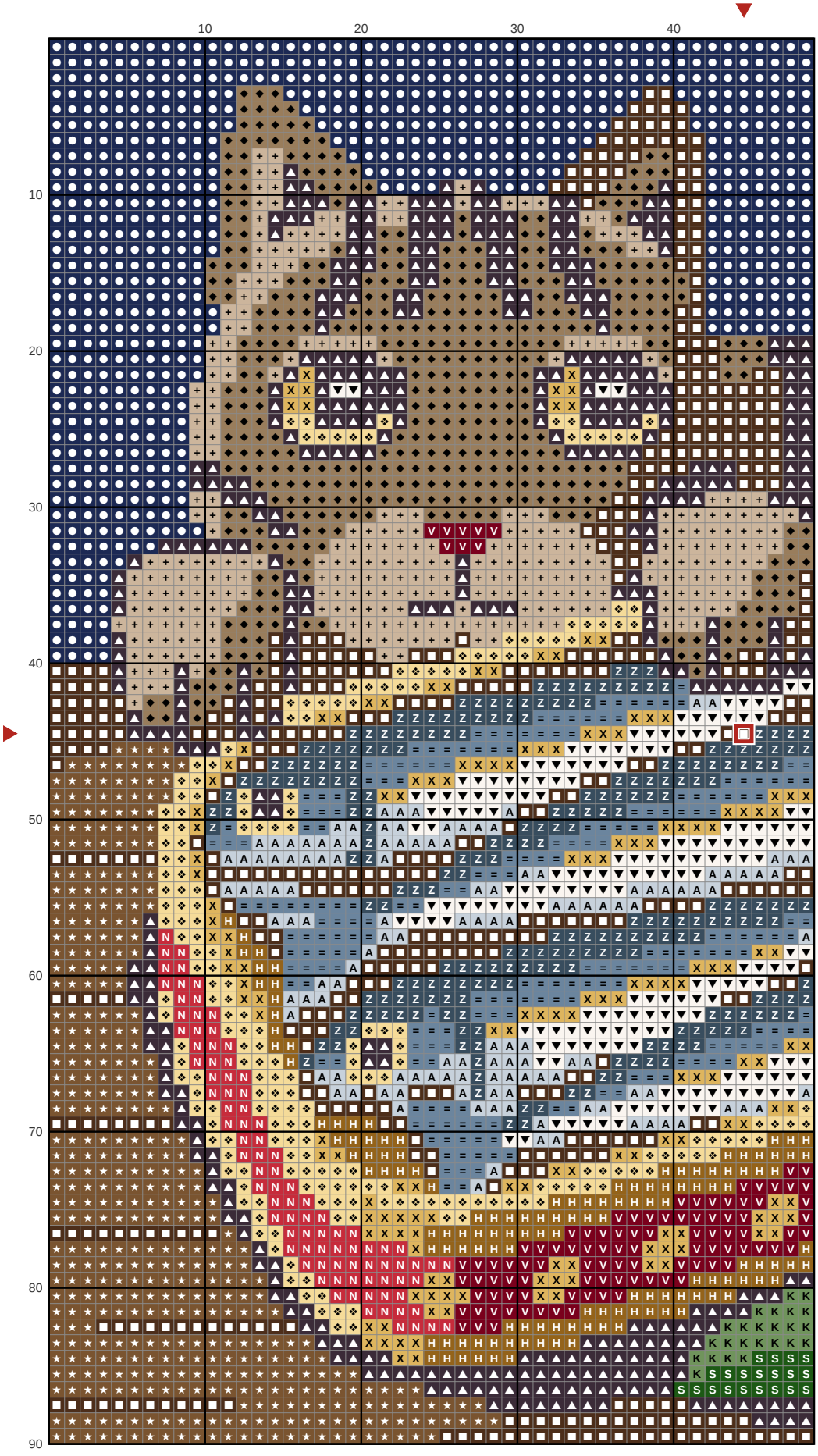

Key

- **DMC 939** Very Dark Navy Blue
- **DMC 898** Very Dark Coffee Brown
- **DMC 3371** Black Brown
- **DMC 840** Medium Beige Brown
- **DMC 3865** Winter White
- **DMC 433** Medium Brown
- **DMC 3822** Light Straw
- **DMC 3820** Dark Straw
- **DMC 780** Ultra Very Dark Topaz
- **DMC 3864** Light Mocha Beige
- **DMC 931** Medium Antique Blue
- **DMC 3750** Very Dark Antique Blue
- **DMC 3752** Very Light Antique Blue
- **DMC 814** Dark Garnet
- **DMC 321** Red
- **DMC 3345** Dark Hunter Green
- **DMC 3347** Medium Yellow Green

Classic tin of sardines

Needlepoint pattern

Columns 50 to 90, rows 1 to 90. Gray squares: charted already, do not stitch again

This page is the dark part of the chart



Key

- **DMC 939** Very Dark Navy Blue
- **DMC 898** Very Dark Coffee Brown
- **DMC 3371** Black Brown
- **DMC 840** Medium Beige Brown
- **DMC 3865** Winter White
- **DMC 3822** Light Straw
- **DMC 3820** Dark Straw
- **DMC 780** Ultra Very Dark Topaz
- **DMC 931** Medium Antique Blue
- **DMC 3750** Very Dark Antique Blue
- **DMC 3752** Very Light Antique Blue
- **DMC 814** Dark Garnet
- **DMC 726** Light Topaz
- **DMC 3345** Dark Hunter Green
- **DMC 3347** Medium Yellow Green