Classic scarecrow in a wheat field

Needlepoint pattern | 140 x 140 stitches | 14 x 14 in (35.6 x 35.6 cm) on 10 mesh | 24 colors



How to stitch it



1. Each square is one tent stitch, up at 1, down at 2. Lines in continental, right to left, the canvas upside down for the next row; wide areas in basketweave.
2. Cut 18 in of thread. Start and end it without a knot left behind.
3. Mark the middle of the canvas. It is the outlined square on page 2, column 70, row 70 (DMC 918): start there. Count threads, not holes.
4. Go on from it: picture first, background last. Gray squares are on two pages: stitch them once.
5. Last, two more rows all round, each stitch in the color it lies beside: the seam hides them.

First time? How to needlepoint: flossfield.com/needlepoint/guides/how-to-start/
How to read a chart: flossfield.com/needlepoint/guides/how-to-read-a-chart/

What you need

Canvas: blank mono canvas, 10 mesh (10 threads to the inch), cut 18.5 in square (47 cm).

Needle: blunt tapestry, size 18. Also masking tape for the cut edges, and small scissors.

Thread: pearl cotton size 3, 24 colors, about 45 skeins in all (an estimate). Stitch with 2 lengths together.

Make it a pillow: backing fabric, an insert the size of the stitching or an inch larger, and cord or piping for the edge. How to finish a pillow.

Thread list, DMC

			stitches	skeins
●	**931**	Medium Antique Blue	1,761	3
■	**729**	Medium Old Gold	1,588	3
▲	**434**	Light Brown	1,430	3
◆	**3855**	Light Autumn Gold	1,422	3
▼	**930**	Dark Antique Blue	1,374	3
★	**680**	Dark Old Gold	1,137	2
❖	**898**	Very Dark Coffee Brown	1,109	2
X	**922**	Light Copper	1,046	2
H	**3750**	Very Dark Antique Blue	1,045	2
+	**3042**	Light Antique Violet	943	2
=	**939**	Very Dark Navy Blue	807	2
Z	**918**	Dark Red Copper	782	2
A	**3041**	Medium Antique Violet	738	2
V	**3779**	Very Light Rosewood	719	2
T	**3856**	Ultra Very Light Mahogany	712	2
N	**920**	Medium Copper	700	2
S	**738**	Very Light Tan	452	1
K	**3371**	Black Brown	450	1
E	**3011**	Dark Khaki Green	412	1
C	**3854**	Medium Autumn Gold	320	1
P	**815**	Medium Garnet	244	1
U	**437**	Light Tan	203	1
L	**932**	Light Antique Blue	168	1
2	**3823**	Ultra Pale Yellow	38	1

Skeins are estimates, with the two extra rows: the thread a stitch takes on the front and back of 10 mesh canvas, plus 30 percent, rounded up for each color.

Thread colors are approximate screen matches to DMC numbers. Check against real thread before you buy.

For your own stitching, gifts and handmade pieces you sell. Do not resell or share this PDF or copies of it.

Classic scarecrow in a wheat field

Needlepoint pattern

Columns 1 to 74, rows 1 to 74. Start at the red outline

This page is the dark part of the chart



Key

- ● **DMC 931** Medium Antique Blue
- ■ **DMC 729** Medium Old Gold
- ▲ **DMC 434** Light Brown
- ◆ **DMC 3855** Light Autumn Gold
- ▼ **DMC 930** Dark Antique Blue
- ★ **DMC 680** Dark Old Gold
- ❖ **DMC 898** Very Dark Coffee Brown
- X **DMC 922** Light Copper
- H **DMC 3750** Very Dark Antique Blue
- \+ **DMC 3042** Light Antique Violet
- = **DMC 939** Very Dark Navy Blue
- Z **DMC 918** Dark Red Copper
- A **DMC 3041** Medium Antique Violet
- V **DMC 3779** Very Light Rosewood
- T **DMC 3856** Ultra Very Light Mahogany
- N **DMC 920** Medium Copper
- S **DMC 738** Very Light Tan
- K **DMC 3371** Black Brown
- C **DMC 3854** Medium Autumn Gold
- U **DMC 437** Light Tan
- L **DMC 932** Light Antique Blue
- 2 **DMC 3823** Ultra Pale Yellow

Classic scarecrow in a wheat field Needlepoint pattern

Columns 75 to 140, rows 1 to 74. Gray squares: charted already, do not stitch again

This page is the dark part of the chart



Key

- ● **DMC 931** Medium Antique Blue
- ■ **DMC 729** Medium Old Gold
- ▲ **DMC 434** Light Brown
- ◆ **DMC 3855** Light Autumn Gold
- ▼ **DMC 930** Dark Antique Blue
- ★ **DMC 680** Dark Old Gold
- ❖ **DMC 898** Very Dark Coffee Brown
- H **DMC 3750** Very Dark Antique Blue
- \+ **DMC 3042** Light Antique Violet
- = **DMC 939** Very Dark Navy Blue
- Z **DMC 918** Dark Red Copper
- A **DMC 3041** Medium Antique Violet
- V **DMC 3779** Very Light Rosewood
- T **DMC 3856** Ultra Very Light Mahogany
- N **DMC 920** Medium Copper
- S **DMC 738** Very Light Tan
- K **DMC 3371** Black Brown
- U **DMC 437** Light Tan
- L **DMC 932** Light Antique Blue
- 2 **DMC 3823** Ultra Pale Yellow

Classic scarecrow in a wheat field Needlepoint pattern

Columns 1 to 74, rows 75 to 140. Gray squares: charted already, do not stitch again

This page is the dark part of the chart



Key

- ● **DMC 931** Medium Antique Blue
- ■ **DMC 729** Medium Old Gold
- ▲ **DMC 434** Light Brown
- ◆ **DMC 3855** Light Autumn Gold
- ▼ **DMC 930** Dark Antique Blue
- ★ **DMC 680** Dark Old Gold
- ❖ **DMC 898** Very Dark Coffee Brown
- X **DMC 922** Light Copper
- H **DMC 3750** Very Dark Antique Blue
- = **DMC 939** Very Dark Navy Blue
- Z **DMC 918** Dark Red Copper
- A **DMC 3041** Medium Antique Violet
- N **DMC 920** Medium Copper
- E **DMC 3011** Dark Khaki Green
- C **DMC 3854** Medium Autumn Gold
- L **DMC 932** Light Antique Blue

Classic scarecrow in a wheat field Needlepoint pattern

Columns 75 to 140, rows 75 to 140. Gray squares: charted already, do not stitch again

This page is the dark part of the chart



Key

- ● **DMC 931** Medium Antique Blue
- ■ **DMC 729** Medium Old Gold
- ▲ **DMC 434** Light Brown
- ◆ **DMC 3855** Light Autumn Gold
- ▼ **DMC 930** Dark Antique Blue
- ★ **DMC 680** Dark Old Gold
- ❖ **DMC 898** Very Dark Coffee Brown
- X **DMC 922** Light Copper
- H **DMC 3750** Very Dark Antique Blue
- = **DMC 939** Very Dark Navy Blue
- Z **DMC 918** Dark Red Copper
- A **DMC 3041** Medium Antique Violet
- N **DMC 920** Medium Copper
- S **DMC 738** Very Light Tan
- K **DMC 3371** Black Brown
- E **DMC 3011** Dark Khaki Green
- C **DMC 3854** Medium Autumn Gold
- P **DMC 815** Medium Garnet
- L **DMC 932** Light Antique Blue