Classic schoolhouse

Needlepoint pattern | 72 x 72 stitches | 4 x 4 in (10.2 x 10.2 cm) on 18 mesh | 12 colors



How to stitch it



1. Each square is one tent stitch, up at 1, down at 2. Lines in continental, right to left, the canvas upside down for the next row; wide areas in basketweave.
2. Cut 18 in of thread. Start and end it without a knot left behind.
3. Mark the middle of the canvas. It is the outlined square, column 36, row 36 (DMC 498): start there. Count threads, not holes.
4. Go on from it: picture first, background last. End the thread before crossing another color.
5. Last, two more rows all round in DMC 813: the board's edge hides them.

First time? How to needlepoint: flossfield.com/needlepoint/guides/how-to-start/
How to read a chart: flossfield.com/needlepoint/guides/how-to-read-a-chart/

What you need

Canvas: blank mono canvas, 18 mesh (18 threads to the inch), cut 8.5 in square (21.6 cm).

Needle: blunt tapestry, size 22. Also masking tape for the cut edges, and small scissors.

Thread: six-strand floss, 12 colors, about 15 skeins in all (an estimate). Stitch with 4 strands (5 or 6 if canvas shows).

Make it an ornament: board, thin batting, backing fabric and twisted cord.
How to finish an ornament.

Thread list, DMC

			stitches	skeins
●	**813**	Light Blue	3,676	4
■	**BLANC**	White	582	1
H	**666**	Bright Red	261	1
=	**800**	Pale Delft Blue	160	1
X	**498**	Dark Red	155	1
◆	**3799**	Very Dark Pewter Gray	142	1
▲	**414**	Dark Steel Gray	60	1
Z	**702**	Kelly Green	52	1
+	**809**	Delft Blue	40	1
❖	**351**	Coral	36	1
▼	**783**	Medium Topaz	16	1
★	**782**	Dark Topaz	4	1

Skeins are estimates, with the two extra rows: the thread a stitch takes on the front and back of 18 mesh canvas, plus 30 percent, rounded up for each color.

Thread colors are approximate screen matches to DMC numbers. Check against real thread before you buy.

For your own stitching, gifts and handmade pieces you sell. Do not resell or share this PDF or copies of it.

Classic schoolhouse

Needlepoint pattern

Chart: 72 x 72 stitches. Start at the red outline



Key

- ● **DMC 813** Light Blue
- ■ **DMC BLANC** White
- H **DMC 666** Bright Red
- = **DMC 800** Pale Delft Blue
- X **DMC 498** Dark Red
- ◆ **DMC 3799** Very Dark Pewter Gray
- ▲ **DMC 414** Dark Steel Gray
- Z **DMC 702** Kelly Green
- \+ **DMC 809** Delft Blue
- ❖ **DMC 351** Coral
- ▼ **DMC 783** Medium Topaz
- ★ **DMC 782** Dark Topaz