Classic city skyline from the park

Needlepoint pattern | 140 x 140 stitches | 14 x 14 in (35.6 x 35.6 cm) on 10 mesh | 24 colors



How to stitch it



1. Each square is one tent stitch, up at 1, down at 2. Lines in continental, right to left, the canvas upside down for the next row; wide areas in basketweave.
2. Cut 18 in of thread. Start and end it without a knot left behind.
3. Mark the middle of the canvas. It is the outlined square on page 2, column 70, row 70 (DMC 918): start there. Count threads, not holes.
4. Go on from it: picture first, background last. Gray squares are on two pages: stitch them once.
5. Last, two more rows all round, each stitch in the color it lies beside: the seam hides them.

First time? How to needlepoint: flossfield.com/needlepoint/guides/how-to-start/
How to read a chart: flossfield.com/needlepoint/guides/how-to-read-a-chart/

What you need

Canvas: blank mono canvas, 10 mesh (10 threads to the inch), cut 18.5 in square (47 cm).

Needle: blunt tapestry, size 18. Also masking tape for the cut edges, and small scissors.

Thread: pearl cotton size 3, 24 colors, about 43 skeins in all (an estimate). Stitch with 2 lengths together.

Make it a pillow: backing fabric, an insert the size of the stitching or an inch larger, and cord or piping for the edge. How to finish a pillow.

Thread list, DMC

			stitches	skeins
●	**3325**	Light Baby Blue	1,652	3
■	**738**	Very Light Tan	1,636	3
▲	**951**	Light Tawny	1,455	3
◆	**931**	Medium Antique Blue	1,390	3
▼	**3856**	Ultra Very Light Mahogany	1,165	2
★	**3752**	Very Light Antique Blue	1,158	2
❖	**3802**	Very Dark Antique Mauve	994	2
X	**3740**	Dark Antique Violet	929	2
H	**918**	Dark Red Copper	926	2
+	**3041**	Medium Antique Violet	918	2
=	**783**	Medium Topaz	908	2
Z	**3750**	Very Dark Antique Blue	834	2
A	**436**	Tan	829	2
V	**930**	Dark Antique Blue	810	2
T	**921**	Copper	782	2
N	**938**	Ultra Dark Coffee Brown	617	1
S	**3042**	Light Antique Violet	589	1
K	**932**	Light Antique Blue	465	1
E	**3051**	Dark Green Gray	442	1
C	**3825**	Pale Pumpkin	345	1
P	**3822**	Light Straw	212	1
U	**321**	Red	212	1
L	**434**	Light Brown	209	1
2	**3052**	Medium Green Gray	123	1

Skeins are estimates, with the two extra rows: the thread a stitch takes on the front and back of 10 mesh canvas, plus 30 percent, rounded up for each color.

Thread colors are approximate screen matches to DMC numbers. Check against real thread before you buy.

For your own stitching, gifts and handmade pieces you sell. Do not resell or share this PDF or copies of it.

Classic city skyline from the park Needlepoint pattern

Columns 1 to 74, rows 1 to 74. Start at the red outline

This page is the dark part of the chart



Key

●	**DMC 3325** Light Baby Blue	X	**DMC 3740** Dark Antique Violet	S	**DMC 3042** Light Antique Violet
■	**DMC 738** Very Light Tan	H	**DMC 918** Dark Red Copper	E	**DMC 3051** Dark Green Gray
▲	**DMC 951** Light Tawny	+	**DMC 3041** Medium Antique Violet	C	**DMC 3825** Pale Pumpkin
◆	**DMC 931** Medium Antique Blue	=	**DMC 783** Medium Topaz	P	**DMC 3822** Light Straw
▼	**DMC 3856** Ultra Very Light Mahogany	Z	**DMC 3750** Very Dark Antique Blue	2	**DMC 3052** Medium Green Gray
★	**DMC 3752** Very Light Antique Blue	A	**DMC 436** Tan		
❖	**DMC 3802** Very Dark Antique Mauve	N	**DMC 938** Ultra Dark Coffee Brown		

Classic city skyline from the park Needlepoint pattern

Columns 75 to 140, rows 1 to 74. Gray squares: charted already, do not stitch again

This page is the dark part of the chart



Key

- ● **DMC 3325** Light Baby Blue
- ■ **DMC 738** Very Light Tan
- ▲ **DMC 951** Light Tawny
- ◆ **DMC 931** Medium Antique Blue
- ▼ **DMC 3856** Ultra Very Light Mahogany
- ★ **DMC 3752** Very Light Antique Blue
- ❖ **DMC 3802** Very Dark Antique Mauve
- X **DMC 3740** Dark Antique Violet
- H **DMC 918** Dark Red Copper
- \+ **DMC 3041** Medium Antique Violet
- = **DMC 783** Medium Topaz
- Z **DMC 3750** Very Dark Antique Blue
- A **DMC 436** Tan
- T **DMC 921** Copper
- N **DMC 938** Ultra Dark Coffee Brown
- S **DMC 3042** Light Antique Violet
- K **DMC 932** Light Antique Blue
- E **DMC 3051** Dark Green Gray
- C **DMC 3825** Pale Pumpkin
- P **DMC 3822** Light Straw
- L **DMC 434** Light Brown
- 2 **DMC 3052** Medium Green Gray

Classic city skyline from the park

Needlepoint pattern

Columns 1 to 74, rows 75 to 140. Gray squares: charted already, do not stitch again

This page is the dark part of the chart



Key

■	**DMC 738** Very Light Tan	H	**DMC 918** Dark Red Copper	N	**DMC 938** Ultra Dark Coffee Brown
▲	**DMC 951** Light Tawny	+	**DMC 3041** Medium Antique Violet	K	**DMC 932** Light Antique Blue
◆	**DMC 931** Medium Antique Blue	=	**DMC 783** Medium Topaz	E	**DMC 3051** Dark Green Gray
▼	**DMC 3856** Ultra Very Light Mahogany	Z	**DMC 3750** Very Dark Antique Blue	P	**DMC 3822** Light Straw
★	**DMC 3752** Very Light Antique Blue	A	**DMC 436** Tan	U	**DMC 321** Red
❖	**DMC 3802** Very Dark Antique Mauve	V	**DMC 930** Dark Antique Blue	L	**DMC 434** Light Brown
X	**DMC 3740** Dark Antique Violet	T	**DMC 921** Copper	2	**DMC 3052** Medium Green Gray

Classic city skyline from the park Needlepoint pattern

Columns 75 to 140, rows 75 to 140. Gray squares: charted already, do not stitch again

This page is the dark part of the chart



Key

- ■ **DMC 738** Very Light Tan
- ▲ **DMC 951** Light Tawny
- ◆ **DMC 931** Medium Antique Blue
- ▼ **DMC 3856** Ultra Very Light Mahogany
- ❖ **DMC 3802** Very Dark Antique Mauve
- X **DMC 3740** Dark Antique Violet
- H **DMC 918** Dark Red Copper
- \+ **DMC 3041** Medium Antique Violet
- = **DMC 783** Medium Topaz
- Z **DMC 3750** Very Dark Antique Blue
- A **DMC 436** Tan
- V **DMC 930** Dark Antique Blue
- T **DMC 921** Copper
- N **DMC 938** Ultra Dark Coffee Brown
- K **DMC 932** Light Antique Blue
- E **DMC 3051** Dark Green Gray
- C **DMC 3825** Pale Pumpkin
- P **DMC 3822** Light Straw
- L **DMC 434** Light Brown
- 2 **DMC 3052** Medium Green Gray