Classic slide rule on a desk

Needlepoint pattern | 160 x 120 stitches | 16 x 12 in (40.6 x 30.5 cm) on 10 mesh | 23 colors



How to stitch it



1. Each square is one tent stitch, up at 1, down at 2. Lines in continental, right to left, the canvas upside down for the next row; wide areas in basketweave.
2. Cut 18 in of thread. Start and end it without a knot left behind.
3. Mark the middle of the canvas. It is the outlined square on page 2, column 80, row 60 (DMC 911): start there. Count threads, not holes.
4. Go on from it: picture first, background last. Gray squares are on two pages: stitch them once.
5. Last, two more rows all round, each stitch in the color it lies beside: the seam hides them.

First time? How to needlepoint: flossfield.com/needlepoint/guides/how-to-start/
How to read a chart: flossfield.com/needlepoint/guides/how-to-read-a-chart/

What you need

Canvas: blank mono canvas, 10 mesh (10 threads to the inch), cut 20.5 in wide x 16.5 in high (52.1 x 41.9 cm).

Needle: blunt tapestry, size 18. Also masking tape for the cut edges, and small scissors.

Thread: pearl cotton size 3, 23 colors, about 42 skeins in all (an estimate). Stitch with 2 lengths together.

Make it a pillow: backing fabric, an insert the size of the stitching or an inch larger, and cord or piping for the edge. How to finish a pillow.

Thread list, DMC

			stitches	skeins
●	**712**	Cream	3,371	6
■	**433**	Medium Brown	2,051	4
▲	**3750**	Very Dark Antique Blue	2,039	4
◆	**930**	Dark Antique Blue	1,997	4
▼	**938**	Ultra Dark Coffee Brown	1,253	2
★	**783**	Medium Topaz	1,023	2
❖	**3371**	Black Brown	970	2
X	**931**	Medium Antique Blue	760	2
H	**815**	Medium Garnet	677	2
+	**3822**	Light Straw	632	1
=	**500**	Very Dark Blue Green	594	1
Z	**415**	Pearl Gray	522	1
A	**780**	Ultra Very Dark Topaz	502	1
V	**909**	Very Dark Emerald Green	483	1
T	**434**	Light Brown	428	1
N	**739**	Ultra Very Light Tan	309	1
S	**400**	Dark Mahogany	288	1
K	**801**	Dark Coffee Brown	280	1
E	**300**	Very Dark Mahogany	260	1
C	**321**	Red	256	1
P	**911**	Medium Emerald Green	216	1
U	**437**	Light Tan	186	1
L	**563**	Light Jade	103	1

Skeins are estimates, with the two extra rows: the thread a stitch takes on the front and back of 10 mesh canvas, plus 30 percent, rounded up for each color.

Thread colors are approximate screen matches to DMC numbers. Check against real thread before you buy.

For your own stitching, gifts and handmade pieces you sell. Do not resell or share this PDF or copies of it.

Classic slide rule on a desk Needlepoint pattern

Columns 1 to 84, rows 1 to 64. Start at the red outline

This page is the dark part of the chart



Key

- **DMC 433** Medium Brown
- **DMC 3750** Very Dark Antique Blue
- **DMC 930** Dark Antique Blue
- **DMC 938** Ultra Dark Coffee Brown
- **DMC 783** Medium Topaz
- **DMC 3371** Black Brown
- **DMC 931** Medium Antique Blue
- **DMC 815** Medium Garnet
- **DMC 3822** Light Straw
- **DMC 500** Very Dark Blue Green
- **DMC 780** Ultra Very Dark Topaz
- **DMC 909** Very Dark Emerald Green
- **DMC 434** Light Brown
- **DMC 739** Ultra Very Light Tan
- **DMC 801** Dark Coffee Brown
- **DMC 321** Red
- **DMC 911** Medium Emerald Green
- **DMC 563** Light Jade

Classic slide rule on a desk Needlepoint pattern

Columns 85 to 160, rows 1 to 64. Gray squares: charted already, do not stitch again

This page is the dark part of the chart



Key

- ● **DMC 712** Cream
- ■ **DMC 433** Medium Brown
- ▲ **DMC 3750** Very Dark Antique Blue
- ◆ **DMC 930** Dark Antique Blue
- ▼ **DMC 938** Ultra Dark Coffee Brown
- ★ **DMC 783** Medium Topaz
- ❖ **DMC 3371** Black Brown
- **H** **DMC 815** Medium Garnet
- **+** **DMC 3822** Light Straw
- **=** **DMC 500** Very Dark Blue Green
- **A** **DMC 780** Ultra Very Dark Topaz
- **V** **DMC 909** Very Dark Emerald Green
- **T** **DMC 434** Light Brown
- **N** **DMC 739** Ultra Very Light Tan
- **S** **DMC 400** Dark Mahogany
- **K** **DMC 801** Dark Coffee Brown
- **C** **DMC 321** Red
- **P** **DMC 911** Medium Emerald Green
- **U** **DMC 437** Light Tan

Classic slide rule on a desk

Needlepoint pattern

Columns 1 to 84, rows 65 to 120. Gray squares: charted already, do not stitch again

This page is the dark part of the chart

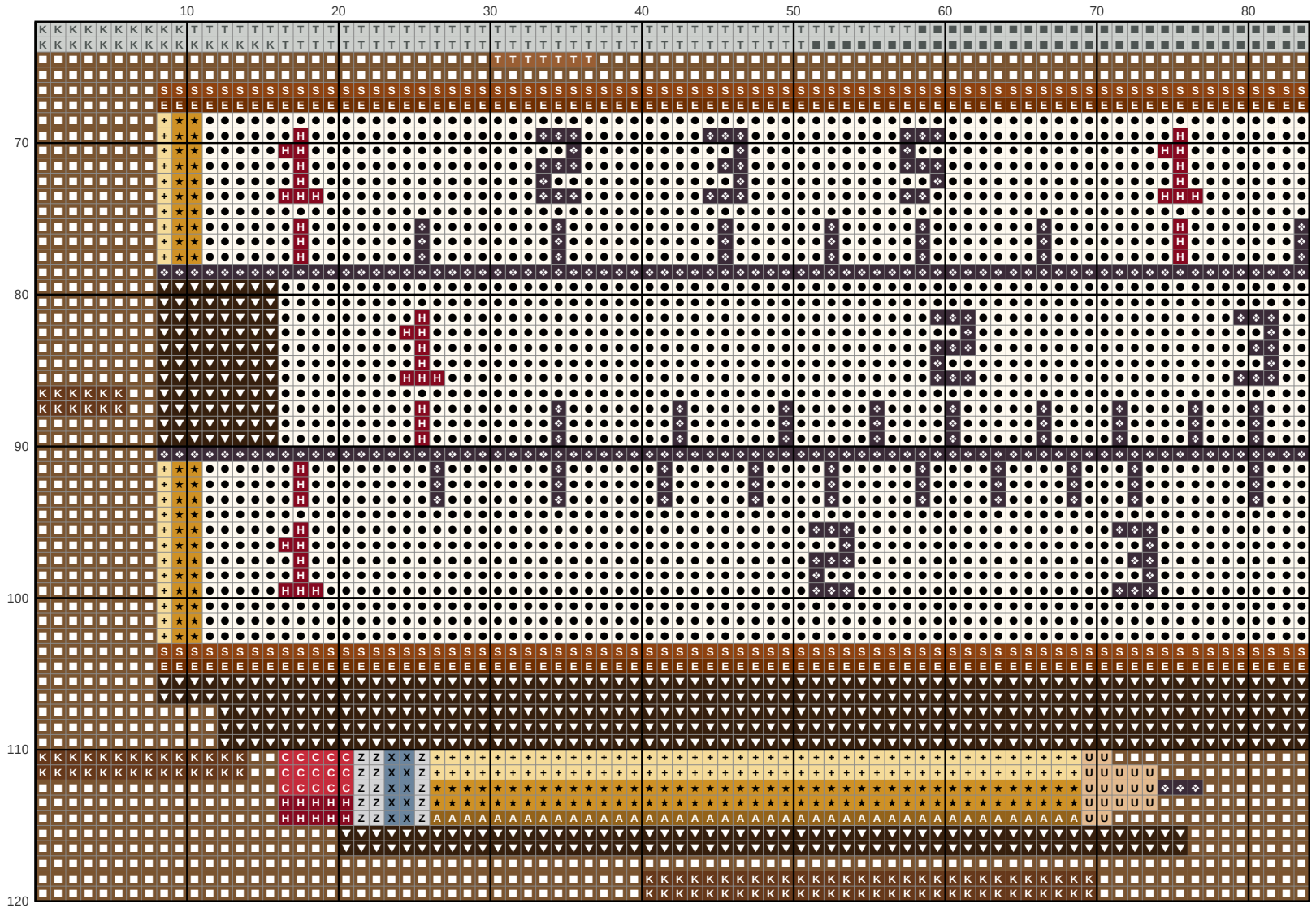

Key

- ● **DMC 712** Cream
- ■ **DMC 433** Medium Brown
- ▼ **DMC 938** Ultra Dark Coffee Brown
- ★ **DMC 783** Medium Topaz
- ❖ **DMC 3371** Black Brown
- X **DMC 931** Medium Antique Blue
- H **DMC 815** Medium Garnet
- \+ **DMC 3822** Light Straw
- Z **DMC 415** Pearl Gray
- A **DMC 780** Ultra Very Dark Topaz
- T **DMC 434** Light Brown
- S **DMC 400** Dark Mahogany
- K **DMC 801** Dark Coffee Brown
- E **DMC 300** Very Dark Mahogany
- C **DMC 321** Red
- U **DMC 437** Light Tan

Classic slide rule on a desk Needlepoint pattern

Columns 85 to 160, rows 65 to 120. Gray squares: charted already, do not stitch again

This page is the dark part of the chart

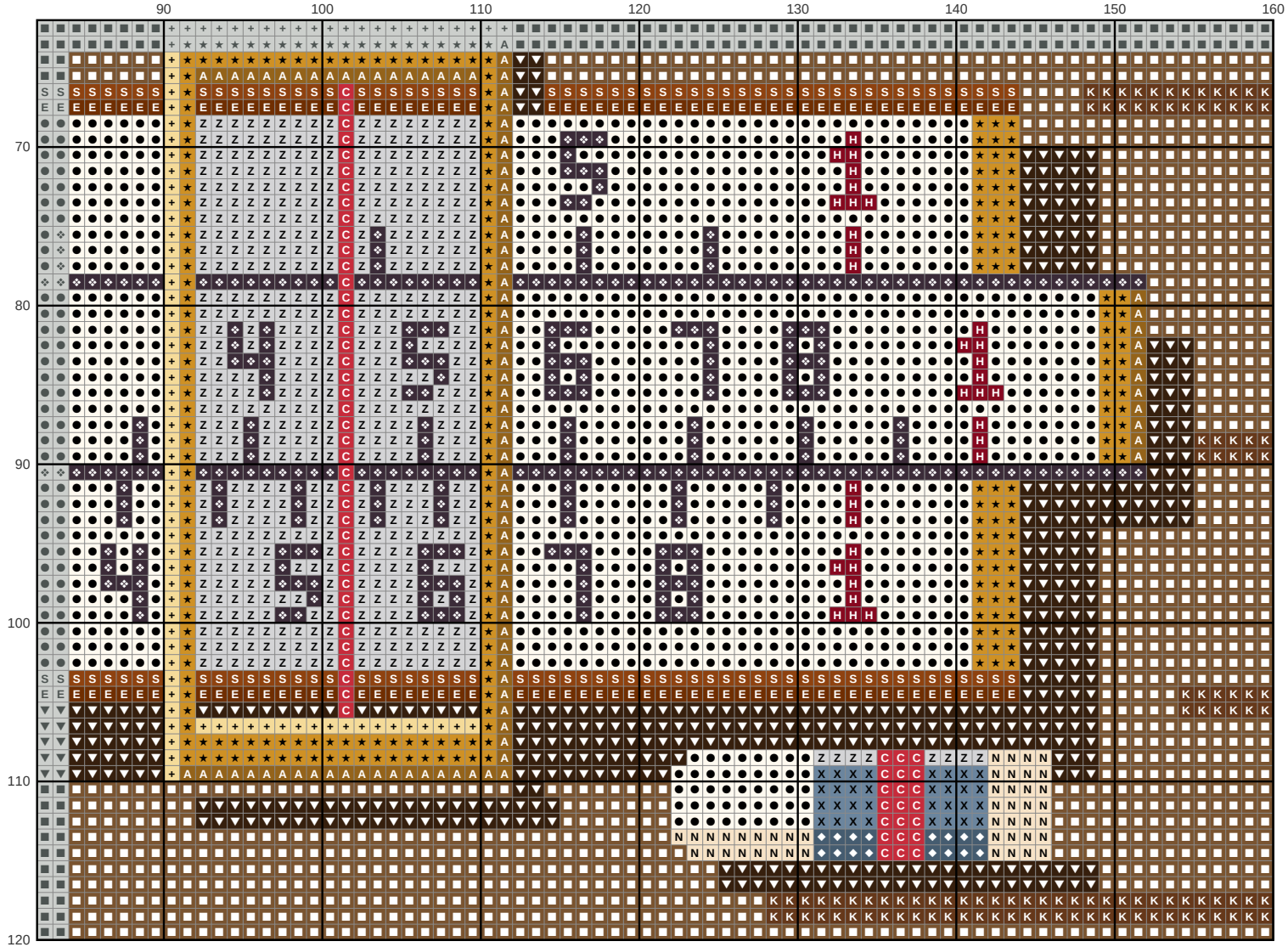

Key

- ● **DMC 712** Cream
- ■ **DMC 433** Medium Brown
- ◆ **DMC 930** Dark Antique Blue
- ▼ **DMC 938** Ultra Dark Coffee Brown
- ★ **DMC 783** Medium Topaz
- ❖ **DMC 3371** Black Brown
- X **DMC 931** Medium Antique Blue
- H **DMC 815** Medium Garnet
- \+ **DMC 3822** Light Straw
- Z **DMC 415** Pearl Gray
- A **DMC 780** Ultra Very Dark Topaz
- N **DMC 739** Ultra Very Light Tan
- S **DMC 400** Dark Mahogany
- K **DMC 801** Dark Coffee Brown
- E **DMC 300** Very Dark Mahogany
- C **DMC 321** Red