Classic sloth hanging with her baby

Needlepoint pattern | 140 x 140 stitches | 14 x 14 in (35.6 x 35.6 cm) on 10 mesh | 23 colors



How to stitch it



1. Each square is one tent stitch, up at 1, down at 2. Lines in continental, right to left, the canvas upside down for the next row; wide areas in basketweave.
2. Cut 18 in of thread. Start and end it without a knot left behind.
3. Mark the middle of the canvas. It is the outlined square on page 2, column 70, row 70 (DMC 3371): start there. Count threads, not holes.
4. Go on from it: picture first, background last. Gray squares are on two pages: stitch them once.
5. Last, two more rows all round, each stitch in the color it lies beside: the seam hides them.

First time? How to needlepoint: flossfield.com/needlepoint/guides/how-to-start/
How to read a chart: flossfield.com/needlepoint/guides/how-to-read-a-chart/

What you need

Canvas: blank mono canvas, 10 mesh (10 threads to the inch), cut 18.5 in square (47 cm).

Needle: blunt tapestry, size 18. Also masking tape for the cut edges, and small scissors.

Thread: pearl cotton size 3, 23 colors, about 46 skeins in all (an estimate). Stitch with 2 lengths together.

Make it a pillow: backing fabric, an insert the size of the stitching or an inch larger, and cord or piping for the edge. How to finish a pillow.

Thread list, DMC

			stitches	skeins
●	**890**	Ultra Dark Pistachio Green	7,074	12
■	**319**	Very Dark Pistachio Green	2,102	4
▲	**3032**	Medium Mocha Brown	1,458	3
◆	**3790**	Ultra Dark Beige Gray	1,423	3
▼	**3781**	Dark Mocha Brown	1,168	2
★	**3782**	Light Mocha Brown	1,001	2
❖	**3346**	Hunter Green	946	2
X	**3033**	Very Light Mocha Brown	723	2
H	**3347**	Medium Yellow Green	649	2
+	**3862**	Dark Mocha Beige	397	1
=	**938**	Ultra Dark Coffee Brown	392	1
Z	**472**	Ultra Light Avocado Green	370	1
A	**3031**	Very Dark Mocha Brown	289	1
V	**433**	Medium Brown	247	1
T	**437**	Light Tan	230	1
N	**321**	Red	200	1
S	**3866**	Ultra Very Light Mocha	198	1
K	**3863**	Medium Mocha Beige	186	1
E	**815**	Medium Garnet	122	1
C	**351**	Coral	122	1
P	**3371**	Black Brown	108	1
U	**743**	Medium Yellow	106	1
L	**471**	Very Light Avocado Green	89	1

Skeins are estimates, with the two extra rows: the thread a stitch takes on the front and back of 10 mesh canvas, plus 30 percent, rounded up for each color.

Thread colors are approximate screen matches to DMC numbers. Check against real thread before you buy.

For your own stitching, gifts and handmade pieces you sell. Do not resell or share this PDF or copies of it.

Classic sloth hanging with her baby

Needlepoint pattern

Columns 1 to 74, rows 1 to 74. Start at the red outline

This page is the dark part of the chart



Key

- **DMC 890** Ultra Dark Pistachio Green
- **DMC 319** Very Dark Pistachio Green
- **DMC 3032** Medium Mocha Brown
- **DMC 3790** Ultra Dark Beige Gray
- **DMC 3781** Dark Mocha Brown
- **DMC 3782** Light Mocha Brown
- **DMC 3346** Hunter Green
- **DMC 3033** Very Light Mocha Brown
- **DMC 3347** Medium Yellow Green
- **DMC 3862** Dark Mocha Beige
- **DMC 938** Ultra Dark Coffee Brown
- **DMC 472** Ultra Light Avocado Green
- **DMC 3031** Very Dark Mocha Brown
- **DMC 433** Medium Brown
- **DMC 437** Light Tan
- **DMC 3866** Ultra Very Light Mocha
- **DMC 3863** Medium Mocha Beige
- **DMC 3371** Black Brown
- **DMC 471** Very Light Avocado Green

Classic sloth hanging with her baby Needlepoint pattern

Columns 75 to 140, rows 1 to 74. Gray squares: charted already, do not stitch again

This page is the dark part of the chart



Key

- ● **DMC 890** Ultra Dark Pistachio Green
- ■ **DMC 319** Very Dark Pistachio Green
- ▲ **DMC 3032** Medium Mocha Brown
- ◆ **DMC 3790** Ultra Dark Beige Gray
- ▼ **DMC 3781** Dark Mocha Brown
- ★ **DMC 3782** Light Mocha Brown
- ❖ **DMC 3346** Hunter Green
- X **DMC 3033** Very Light Mocha Brown
- H **DMC 3347** Medium Yellow Green
- \+ **DMC 3862** Dark Mocha Beige
- = **DMC 938** Ultra Dark Coffee Brown
- Z **DMC 472** Ultra Light Avocado Green
- A **DMC 3031** Very Dark Mocha Brown
- V **DMC 433** Medium Brown
- T **DMC 437** Light Tan
- S **DMC 3866** Ultra Very Light Mocha
- K **DMC 3863** Medium Mocha Beige
- P **DMC 3371** Black Brown
- L **DMC 471** Very Light Avocado Green

Classic sloth hanging with her baby Needlepoint pattern

Columns 1 to 74, rows 75 to 140. Gray squares: charted already, do not stitch again

This page is the dark part of the chart



Key

- **DMC 890** Ultra Dark Pistachio Green
- **DMC 319** Very Dark Pistachio Green
- **DMC 3032** Medium Mocha Brown
- **DMC 3790** Ultra Dark Beige Gray
- **DMC 3781** Dark Mocha Brown
- **DMC 3782** Light Mocha Brown
- **DMC 3346** Hunter Green
- **DMC 3033** Very Light Mocha Brown
- **DMC 3347** Medium Yellow Green
- **DMC 3862** Dark Mocha Beige
- **DMC 472** Ultra Light Avocado Green
- **DMC 3031** Very Dark Mocha Brown
- **DMC 437** Light Tan
- **DMC 3866** Ultra Very Light Mocha
- **DMC 3863** Medium Mocha Beige
- **DMC 3371** Black Brown

Classic sloth hanging with her baby Needlepoint pattern

Columns 75 to 140, rows 75 to 140. Gray squares: charted already, do not stitch again

This page is the dark part of the chart



Key

- ● **DMC 890** Ultra Dark Pistachio Green
- ■ **DMC 319** Very Dark Pistachio Green
- ▲ **DMC 3032** Medium Mocha Brown
- ◆ **DMC 3790** Ultra Dark Beige Gray
- ▼ **DMC 3781** Dark Mocha Brown
- ★ **DMC 3782** Light Mocha Brown
- X **DMC 3033** Very Light Mocha Brown
- H **DMC 3347** Medium Yellow Green
- \+ **DMC 3862** Dark Mocha Beige
- A **DMC 3031** Very Dark Mocha Brown
- T **DMC 437** Light Tan
- N **DMC 321** Red
- K **DMC 3863** Medium Mocha Beige
- E **DMC 815** Medium Garnet
- C **DMC 351** Coral
- U **DMC 743** Medium Yellow