Snow lady in a red hat

Needlepoint pattern | 90 x 126 stitches | 5 x 7 in (12.7 x 17.8 cm) on 18 mesh | 20 colors



How to stitch it



1. Each square is one tent stitch, up at 1, down at 2. Lines in continental, right to left, the canvas upside down for the next row; wide areas in basketweave.
2. Cut 18 in of thread. Start and end it without a knot left behind.
3. Mark the middle of the canvas. It is the outlined square on page 2, column 45, row 63 (DMC 3371): start there. Count threads, not holes.
4. Go on from it: picture first, background last. Gray squares are on two pages: stitch them once.
5. When it is done, block it square.

First time? How to needlepoint: flossfield.com/needlepoint/guides/how-to-start/
How to read a chart: flossfield.com/needlepoint/guides/how-to-read-a-chart/

What you need

Canvas: blank mono canvas, 18 mesh (18 threads to the inch), cut 9 in wide x 11 in high (22.9 x 27.9 cm).

Needle: blunt tapestry, size 22. Also masking tape for the cut edges, and small scissors.

Thread: six-strand floss, 20 colors, about 22 skeins in all (an estimate). Stitch with 4 strands (5 or 6 if canvas shows).

Frame it: acid-free board and a frame.
How to frame needlepoint.

Thread list, DMC

			stitches	skeins
●	500	Very Dark Blue Green	2,903	3
■	890	Ultra Dark Pistachio Green	1,253	1
▲	840	Medium Beige Brown	915	1
◆	BLANC	White	728	1
▼	498	Dark Red	674	1
★	842	Very Light Beige Brown	672	1
❖	932	Light Antique Blue	541	1
X	3752	Very Light Antique Blue	502	1
H	3781	Dark Mocha Brown	497	1
+	321	Red	437	1
=	814	Dark Garnet	433	1
Z	3371	Black Brown	417	1
A	931	Medium Antique Blue	300	1
V	3753	Ultra Very Light Antique Blue	289	1
T	152	Medium Light Shell Pink	234	1
N	225	Ultra Very Light Shell Pink	207	1
S	3722	Medium Shell Pink	160	1
K	3347	Medium Yellow Green	110	1
E	722	Light Orange Spice	39	1
C	921	Copper	29	1

Skeins are estimates: the thread a stitch takes on the front and back of 18 mesh canvas, plus 30 percent, rounded up for each color.
Thread colors are approximate screen matches to DMC numbers. Check against real thread before you buy.
For your own stitching, gifts and handmade pieces you sell. Do not resell or share this PDF or copies of it.

Snow lady in a red hat

Needlepoint pattern

Columns 1 to 90, rows 1 to 67. Start at the red outline

This page is the dark part of the chart



Key

- **DMC 500** Very Dark Blue Green
- **DMC 890** Ultra Dark Pistachio Green
- **DMC 840** Medium Beige Brown
- **DMC BLANC** White
- **DMC 498** Dark Red
- **DMC 842** Very Light Beige Brown
- **DMC 932** Light Antique Blue
- **DMC 3752** Very Light Antique Blue
- **DMC 3781** Dark Mocha Brown
- **DMC 321** Red
- **DMC 814** Dark Garnet
- **DMC 3371** Black Brown
- **DMC 931** Medium Antique Blue
- **DMC 3753** Ultra Very Light Antique Blue
- **DMC 152** Medium Light Shell Pink
- **DMC 225** Ultra Very Light Shell Pink
- **DMC 3722** Medium Shell Pink
- **DMC 3347** Medium Yellow Green
- **DMC 722** Light Orange Spice
- **DMC 921** Copper

Snow lady in a red hat Needlepoint pattern

Columns 1 to 90, rows 68 to 126. Gray squares: charted already, do not stitch again

This page is the dark part of the chart

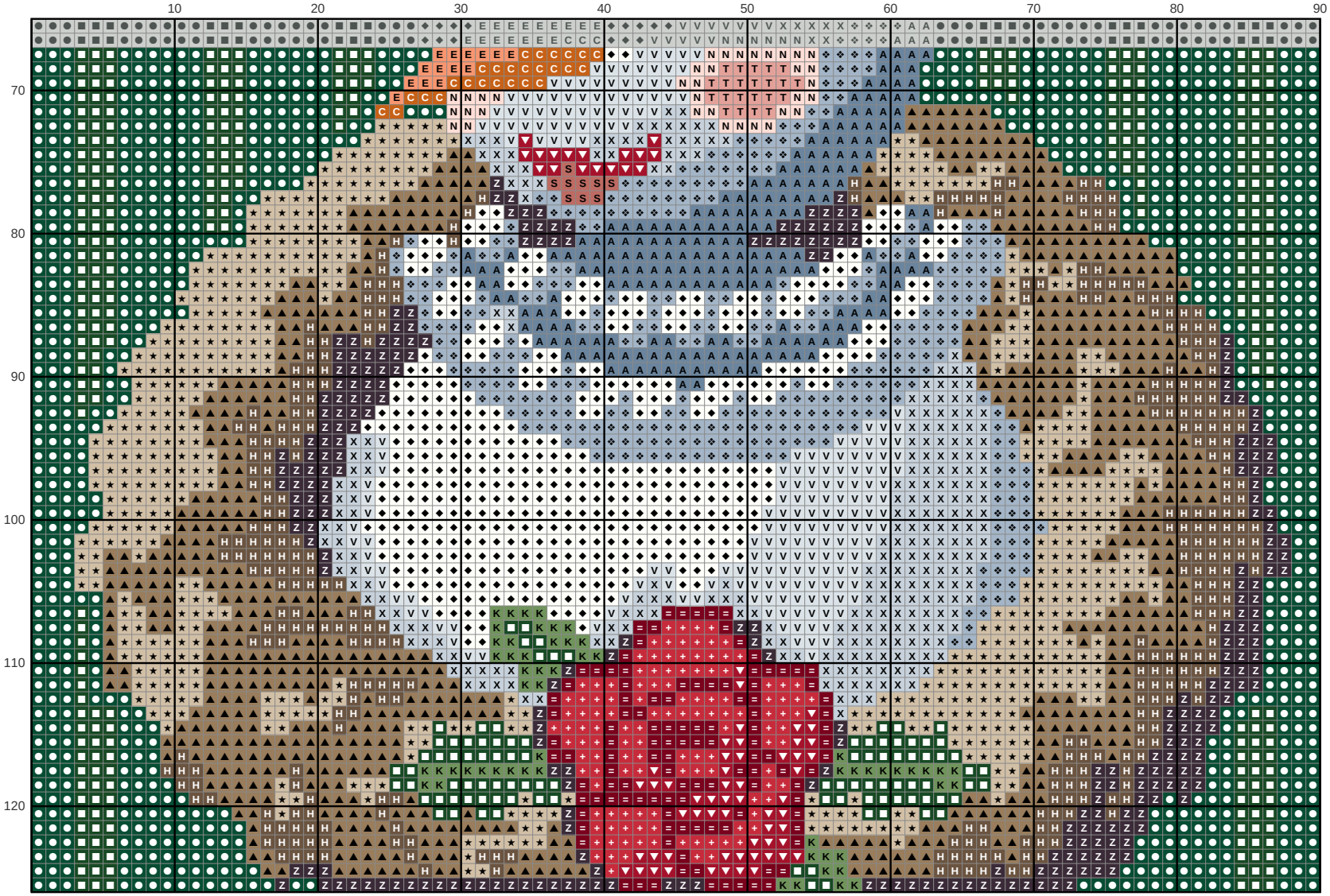

Key

- **DMC 500** Very Dark Blue Green
- **DMC 890** Ultra Dark Pistachio Green
- **DMC 840** Medium Beige Brown
- **DMC BLANC** White
- **DMC 498** Dark Red
- **DMC 842** Very Light Beige Brown
- **DMC 932** Light Antique Blue
- **DMC 3752** Very Light Antique Blue
- **DMC 3781** Dark Mocha Brown
- **DMC 321** Red
- **DMC 814** Dark Garnet
- **DMC 3371** Black Brown
- **DMC 931** Medium Antique Blue
- **DMC 3753** Ultra Very Light Antique Blue
- **DMC 152** Medium Light Shell Pink
- **DMC 225** Ultra Very Light Shell Pink
- **DMC 3722** Medium Shell Pink
- **DMC 3347** Medium Yellow Green
- **DMC 722** Light Orange Spice
- **DMC 921** Copper