Classic snowflake

Needlepoint pattern | 140 x 140 stitches | 14 x 14 in (35.6 x 35.6 cm) on 10 mesh | 9 colors



How to stitch it



1. Each square is one tent stitch, up at 1, down at 2. Lines in continental, right to left, the canvas upside down for the next row; wide areas in basketweave.
2. Cut 18 in of thread. Start and end it without a knot left behind.
3. Mark the middle of the canvas. It is the outlined square on page 2, column 70, row 70 (DMC 3756): start there. Count threads, not holes.
4. Go on from it: picture first, background last. Gray squares are on two pages: stitch them once.
5. Last, two more rows all round in DMC 823: the seam hides them.

First time? How to needlepoint: flossfield.com/needlepoint/guides/how-to-start/
How to read a chart: flossfield.com/needlepoint/guides/how-to-read-a-chart/

What you need

Canvas: blank mono canvas, 10 mesh (10 threads to the inch), cut 18.5 in square (47 cm).

Needle: blunt tapestry, size 18. Also masking tape for the cut edges, and small scissors.

Thread: pearl cotton size 3, 9 colors, about 34 skeins in all (an estimate). Stitch with 2 lengths together.

Make it a pillow: backing fabric, an insert the size of the stitching or an inch larger, and cord or piping for the edge. How to finish a pillow.

Thread list

			stitches	skeins of pearl
●	**DMC 336**	Navy Blue	8,623	13
■	**DMC 823**	Dark Navy Blue	5,488	10
▲	**DMC 794**	Light Cornflower Blue	1,220	2
◆	**DMC BLANC**	White	1,133	2
▼	**DMC 156**	Medium Light Blue Violet	1,129	2
★	**DMC 3756**	Ultra Very Light Baby Blue	1,128	2
❖	**DMC 3841**	Pale Baby Blue	360	1
X	**DMC 793**	Medium Cornflower Blue	355	1
H	**DMC 3807**	Cornflower Blue	164	1

Skeins are estimates, with the two extra rows: the thread a stitch takes on the front and back of 10 mesh canvas, plus 30 percent, rounded up for each color.

Thread colors are approximate screen matches to DMC numbers. Check against real thread before you buy.

For your own stitching, gifts and handmade pieces you sell. Do not resell or share this PDF or copies of it.

Classic snowflake Needlepoint pattern

Columns 1 to 70, rows 1 to 70. Start at the red outline

This page is the dark part of the chart



Key

- **DMC 336** Navy Blue
- **DMC 823** Dark Navy Blue
- **DMC 794** Light Cornflower Blue
- **DMC BLANC** White
- **DMC 156** Medium Light Blue Violet
- **DMC 3756** Ultra Very Light Baby Blue
- **DMC 3841** Pale Baby Blue
- **DMC 793** Medium Cornflower Blue

Classic snowflake Needlepoint pattern

This page is the dark part of the chart

Columns 71 to 140, rows 1 to 70. Gray squares: charted already, do not stitch again



Key

- **DMC 336** Navy Blue
- **DMC 823** Dark Navy Blue
- **DMC 794** Light Cornflower Blue
- **DMC BLANC** White
- **DMC 156** Medium Light Blue Violet
- **DMC 3756** Ultra Very Light Baby Blue
- **DMC 3841** Pale Baby Blue
- **DMC 793** Medium Cornflower Blue
- **DMC 3807** Cornflower Blue

Classic snowflake Needlepoint pattern

This page is the dark part of the chart



Columns 1 to 70, rows 71 to 140. Gray squares: charted already, do not stitch again



Key

- **DMC 336** Navy Blue
- **DMC 823** Dark Navy Blue
- **DMC 794** Light Cornflower Blue
- **DMC BLANC** White
- **DMC 156** Medium Light Blue Violet
- **DMC 3756** Ultra Very Light Baby Blue
- **DMC 3841** Pale Baby Blue
- **DMC 793** Medium Cornflower Blue
- **DMC 3807** Cornflower Blue

Classic snowflake

Needlepoint pattern

This page is the dark part of the chart

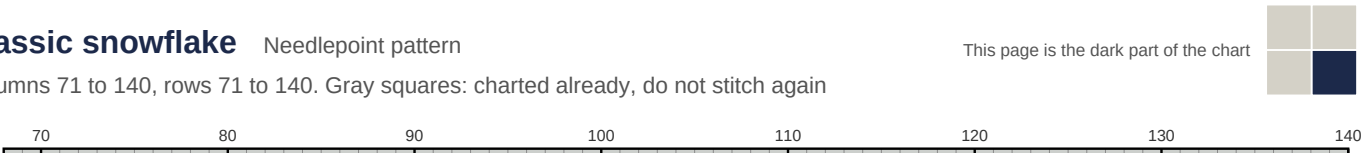

Columns 71 to 140, rows 71 to 140. Gray squares: charted already, do not stitch again



Key

- **DMC 336** Navy Blue
- **DMC 823** Dark Navy Blue
- **DMC 794** Light Cornflower Blue
- **DMC BLANC** White
- **DMC 156** Medium Light Blue Violet
- **DMC 3756** Ultra Very Light Baby Blue
- **DMC 3841** Pale Baby Blue
- **DMC 793** Medium Cornflower Blue
- **DMC 3807** Cornflower Blue