Classic snowman

Needlepoint pattern | 140 x 140 stitches | 14 x 14 in (35.6 x 35.6 cm) on 10 mesh | 24 colors



How to stitch it



1. Each square is one tent stitch, up at 1, down at 2. Lines in continental, right to left, the canvas upside down for the next row; wide areas in basketweave.
2. Cut 18 in of thread. Start and end it without a knot left behind.
3. Mark the middle of the canvas. It is the outlined square on page 2, column 70, row 70 (DMC 3824): start there. Count threads, not holes.
4. Go on from it: picture first, background last. Gray squares are on two pages: stitch them once.
5. Last, two more rows all round, each stitch in the color it lies beside: the seam hides them.

First time? How to needlepoint: flossfield.com/needlepoint/guides/how-to-start/
How to read a chart: flossfield.com/needlepoint/guides/how-to-read-a-chart/

What you need

Canvas: blank mono canvas, 10 mesh (10 threads to the inch), cut 18.5 in square (47 cm).

Needle: blunt tapestry, size 18. Also masking tape for the cut edges, and small scissors.

Thread: pearl cotton size 3, 24 colors, about 45 skeins in all (an estimate). Stitch with 2 lengths together.

Make it a pillow: backing fabric, an insert the size of the stitching or an inch larger, and cord or piping for the edge. How to finish a pillow.

Thread list, DMC

			stitches	skeins
●	**3747**	Very Light Blue Violet	2,892	5
■	**3865**	Winter White	2,319	4
▲	**155**	Medium Dark Blue Violet	1,792	3
◆	**3746**	Dark Blue Violet	1,491	3
▼	**3354**	Light Dusty Rose	1,463	3
★	**3836**	Light Grape	1,186	2
❖	**3341**	Apricot	1,076	2
X	**3740**	Dark Antique Violet	1,024	2
H	**745**	Light Pale Yellow	913	2
+	**154**	Very Dark Grape	853	2
=	**3855**	Light Autumn Gold	776	2
Z	**3823**	Ultra Pale Yellow	750	2
A	**340**	Medium Blue Violet	728	2
V	**341**	Light Blue Violet	655	1
T	**3824**	Light Apricot	487	1
N	**321**	Red	249	1
S	**3726**	Dark Antique Mauve	212	1
K	**815**	Medium Garnet	182	1
E	**350**	Medium Coral	180	1
C	**3853**	Dark Autumn Gold	137	1
P	**3810**	Dark Turquoise	104	1
U	**3811**	Very Light Turquoise	65	1
L	**921**	Copper	38	1
2	**3809**	Very Dark Turquoise	28	1

Skeins are estimates, with the two extra rows: the thread a stitch takes on the front and back of 10 mesh canvas, plus 30 percent, rounded up for each color.

Thread colors are approximate screen matches to DMC numbers. Check against real thread before you buy.

For your own stitching, gifts and handmade pieces you sell. Do not resell or share this PDF or copies of it.

Classic snowman

Needlepoint pattern

Columns 1 to 74, rows 1 to 74. Start at the red outline

This page is the dark part of the chart



Key

●	**DMC 3747** Very Light Blue Violet	X	**DMC 3740** Dark Antique Violet	T	**DMC 3824** Light Apricot
■	**DMC 3865** Winter White	H	**DMC 745** Light Pale Yellow	N	**DMC 321** Red
▲	**DMC 155** Medium Dark Blue Violet	+	**DMC 154** Very Dark Grape	S	**DMC 3726** Dark Antique Mauve
◆	**DMC 3746** Dark Blue Violet	=	**DMC 3855** Light Autumn Gold	K	**DMC 815** Medium Garnet
▼	**DMC 3354** Light Dusty Rose	Z	**DMC 3823** Ultra Pale Yellow	E	**DMC 350** Medium Coral
★	**DMC 3836** Light Grape	A	**DMC 340** Medium Blue Violet	C	**DMC 3853** Dark Autumn Gold
❖	**DMC 3341** Apricot	V	**DMC 341** Light Blue Violet	L	**DMC 921** Copper

Classic snowman Needlepoint pattern

Columns 75 to 140, rows 1 to 74. Gray squares: charted already, do not stitch again

This page is the dark part of the chart



Key

- ● **DMC 3747** Very Light Blue Violet
- ■ **DMC 3865** Winter White
- ▲ **DMC 155** Medium Dark Blue Violet
- ◆ **DMC 3746** Dark Blue Violet
- ▼ **DMC 3354** Light Dusty Rose
- ★ **DMC 3836** Light Grape
- ❖ **DMC 3341** Apricot
- X **DMC 3740** Dark Antique Violet
- H **DMC 745** Light Pale Yellow
- \+ **DMC 154** Very Dark Grape
- = **DMC 3855** Light Autumn Gold
- Z **DMC 3823** Ultra Pale Yellow
- S **DMC 3726** Dark Antique Mauve
- P **DMC 3810** Dark Turquoise
- U **DMC 3811** Very Light Turquoise
- 2 **DMC 3809** Very Dark Turquoise

Classic snowman Needlepoint pattern

Columns 1 to 74, rows 75 to 140. Gray squares: charted already, do not stitch again

This page is the dark part of the chart



Key

- ● **DMC 3747** Very Light Blue Violet
- ■ **DMC 3865** Winter White
- ▲ **DMC 155** Medium Dark Blue Violet
- ◆ **DMC 3746** Dark Blue Violet
- ★ **DMC 3836** Light Grape
- H **DMC 745** Light Pale Yellow
- \+ **DMC 154** Very Dark Grape
- = **DMC 3855** Light Autumn Gold
- Z **DMC 3823** Ultra Pale Yellow
- A **DMC 340** Medium Blue Violet
- V **DMC 341** Light Blue Violet
- T **DMC 3824** Light Apricot
- N **DMC 321** Red
- S **DMC 3726** Dark Antique Mauve
- K **DMC 815** Medium Garnet
- E **DMC 350** Medium Coral

Classic snowman Needlepoint pattern

Columns 75 to 140, rows 75 to 140. Gray squares: charted already, do not stitch again

This page is the dark part of the chart



Key

- ● **DMC 3747** Very Light Blue Violet
- ■ **DMC 3865** Winter White
- ▲ **DMC 155** Medium Dark Blue Violet
- ◆ **DMC 3746** Dark Blue Violet
- ★ **DMC 3836** Light Grape
- X **DMC 3740** Dark Antique Violet
- H **DMC 745** Light Pale Yellow
- \+ **DMC 154** Very Dark Grape
- = **DMC 3855** Light Autumn Gold
- Z **DMC 3823** Ultra Pale Yellow
- V **DMC 341** Light Blue Violet
- T **DMC 3824** Light Apricot
- S **DMC 3726** Dark Antique Mauve
- C **DMC 3853** Dark Autumn Gold