Classic sourdough loaf and starter jar

Needlepoint pattern | 90 x 126 stitches | 5 x 7 in (12.7 x 17.8 cm) on 18 mesh | 20 colors



How to stitch it



1. Each square is one tent stitch, up at 1, down at 2. Lines in continental, right to left, the canvas upside down for the next row; wide areas in basketweave.
2. Cut 18 in of thread. Start and end it without a knot left behind.
3. Mark the middle of the canvas. It is the outlined square on page 2, column 45, row 63 (DMC 3827): start there. Count threads, not holes.
4. Go on from it: picture first, background last. Gray squares are on two pages: stitch them once.
5. When it is done, block it square.

First time? How to needlepoint: flossfield.com/needlepoint/guides/how-to-start/
How to read a chart: flossfield.com/needlepoint/guides/how-to-read-a-chart/

What you need

Canvas: blank mono canvas, 18 mesh (18 threads to the inch), cut 9 in wide x 11 in high (22.9 x 27.9 cm).

Needle: blunt tapestry, size 22. Also masking tape for the cut edges, and small scissors.

Thread: six-strand floss, 20 colors, about 22 skeins in all (an estimate). Stitch with 4 strands (5 or 6 if canvas shows).

Frame it: acid-free board and a frame.
How to frame needlepoint.

Thread list, DMC

			stitches	skeins
●	610	Dark Drab Brown	1,654	2
■	611	Drab Brown	1,469	2
▲	934	Black Avocado Green	1,021	1
◆	746	Off White	688	1
▼	938	Ultra Dark Coffee Brown	662	1
★	738	Very Light Tan	615	1
❖	3031	Very Dark Mocha Brown	610	1
X	801	Dark Coffee Brown	589	1
H	612	Light Drab Brown	583	1
+	975	Dark Golden Brown	545	1
=	300	Very Dark Mahogany	535	1
Z	739	Ultra Very Light Tan	502	1
A	436	Tan	326	1
V	3827	Pale Golden Brown	325	1
T	976	Medium Golden Brown	310	1
N	932	Light Antique Blue	264	1
S	931	Medium Antique Blue	241	1
K	434	Light Brown	222	1
E	3750	Very Dark Antique Blue	130	1
C	355	Dark Terra Cotta	49	1

Skeins are estimates: the thread a stitch takes on the front and back of 18 mesh canvas, plus 30 percent, rounded up for each color.
Thread colors are approximate screen matches to DMC numbers. Check against real thread before you buy.
For your own stitching, gifts and handmade pieces you sell. Do not resell or share this PDF or copies of it.

Classic sourdough loaf and starter jar

Needlepoint pattern

Columns 1 to 90, rows 1 to 67. Start at the red outline

This page is the dark part of the chart



Key

- **DMC 610** Dark Drab Brown
- **DMC 611** Drab Brown
- **DMC 934** Black Avocado Green
- **DMC 746** Off White
- **DMC 938** Ultra Dark Coffee Brown
- **DMC 738** Very Light Tan
- **DMC 3031** Very Dark Mocha Brown
- **DMC 612** Light Drab Brown
- **DMC 975** Dark Golden Brown
- **DMC 300** Very Dark Mahogany
- **DMC 739** Ultra Very Light Tan
- **DMC 436** Tan
- **DMC 3827** Pale Golden Brown
- **DMC 976** Medium Golden Brown
- **DMC 932** Light Antique Blue
- **DMC 931** Medium Antique Blue
- **DMC 3750** Very Dark Antique Blue

Classic sourdough loaf and starter jar Needlepoint pattern

Columns 1 to 90, rows 68 to 126. Gray squares: charted already, do not stitch again

This page is the dark part of the chart



Key

- **DMC 610** Dark Drab Brown
- **DMC 611** Drab Brown
- **DMC 934** Black Avocado Green
- **DMC 746** Off White
- **DMC 938** Ultra Dark Coffee Brown
- **DMC 738** Very Light Tan
- **DMC 801** Dark Coffee Brown
- **DMC 612** Light Drab Brown
- **DMC 975** Dark Golden Brown
- **DMC 300** Very Dark Mahogany
- **DMC 739** Ultra Very Light Tan
- **DMC 436** Tan
- **DMC 3827** Pale Golden Brown
- **DMC 976** Medium Golden Brown
- **DMC 434** Light Brown
- **DMC 355** Dark Terra Cotta