Classic orange spritz

Needlepoint pattern | 90 x 90 stitches | 5 x 5 in (12.7 x 12.7 cm) on 18 mesh | 18 colors



How to stitch it



1. Each square is one tent stitch, up at 1, down at 2. Lines in continental, right to left, the canvas upside down for the next row; wide areas in basketweave.
2. Cut 18 in of thread. Start and end it without a knot left behind.
3. Mark the middle of the canvas. It is the outlined square on page 2, column 45, row 45 (DMC 900): start there. Count threads, not holes.
4. Go on from it: picture first, background last. Gray squares are on two pages: stitch them once.
5. Last, two more rows all round, each stitch in the color it lies beside: the opening's edge hides them.

First time? How to needlepoint: flossfield.com/needlepoint/guides/how-to-start/
How to read a chart: flossfield.com/needlepoint/guides/how-to-read-a-chart/

What you need

Canvas: blank mono canvas, 18 mesh (18 threads to the inch), cut 9.5 in square (24.1 cm).

Needle: blunt tapestry, size 22. Also masking tape for the cut edges, and small scissors.

Thread: six-strand floss, 18 colors, about 21 skeins in all (an estimate). Stitch with 4 strands (5 or 6 if canvas shows).

Fit it into a lid: the box or tray, acid-free board and backing. Measure the opening first.
How to fit it into a lid.

Thread list, DMC

			stitches	skeins
●	3771	Ultra Very Light Terra Cotta	2,792	3
■	3865	Winter White	1,705	2
▲	152	Medium Light Shell Pink	557	1
◆	3743	Very Light Antique Violet	415	1
▼	3042	Light Antique Violet	375	1
★	970	Light Pumpkin	354	1
❖	967	Very Light Apricot	312	1
X	799	Medium Delft Blue	269	1
H	743	Medium Yellow	228	1
+	741	Medium Tangerine	207	1
=	471	Very Light Avocado Green	199	1
Z	900	Dark Burnt Orange	161	1
A	936	Very Dark Avocado Green	151	1
V	946	Medium Burnt Orange	140	1
T	745	Light Pale Yellow	83	1
N	3041	Medium Antique Violet	69	1
S	3838	Dark Lavender Blue	51	1
K	469	Avocado Green	32	1

Skeins are estimates, with the two extra rows: the thread a stitch takes on the front and back of 18 mesh canvas, plus 30 percent, rounded up for each color.

Thread colors are approximate screen matches to DMC numbers. Check against real thread before you buy.

For your own stitching, gifts and handmade pieces you sell. Do not resell or share this PDF or copies of it.

Classic orange spritz

Needlepoint pattern

Columns 1 to 49, rows 1 to 90. Start at the red outline

This page is the dark part of the chart



Key

- ● **DMC 3771** Ultra Very Light Terra Cotta
- ■ **DMC 3865** Winter White
- ▲ **DMC 152** Medium Light Shell Pink
- ◆ **DMC 3743** Very Light Antique Violet
- ▼ **DMC 3042** Light Antique Violet
- ★ **DMC 970** Light Pumpkin
- ❖ **DMC 967** Very Light Apricot
- X **DMC 799** Medium Delft Blue
- H **DMC 743** Medium Yellow
- \+ **DMC 741** Medium Tangerine
- Z **DMC 900** Dark Burnt Orange
- V **DMC 946** Medium Burnt Orange
- T **DMC 745** Light Pale Yellow
- N **DMC 3041** Medium Antique Violet
- S **DMC 3838** Dark Lavender Blue

Classic orange spritz

Needlepoint pattern

Columns 50 to 90, rows 1 to 90. Gray squares: charted already, do not stitch again

This page is the dark part of the chart



Key

- ● **DMC 3771** Ultra Very Light Terra Cotta
- ■ **DMC 3865** Winter White
- ▲ **DMC 152** Medium Light Shell Pink
- ◆ **DMC 3743** Very Light Antique Violet
- ▼ **DMC 3042** Light Antique Violet
- ★ **DMC 970** Light Pumpkin
- ❖ **DMC 967** Very Light Apricot
- X **DMC 799** Medium Delft Blue
- H **DMC 743** Medium Yellow
- \+ **DMC 741** Medium Tangerine
- = **DMC 471** Very Light Avocado Green
- Z **DMC 900** Dark Burnt Orange
- A **DMC 936** Very Dark Avocado Green
- V **DMC 946** Medium Burnt Orange
- T **DMC 745** Light Pale Yellow
- N **DMC 3041** Medium Antique Violet
- S **DMC 3838** Dark Lavender Blue
- K **DMC 469** Avocado Green