Classic stack of cookbooks

Needlepoint pattern | 90 x 90 stitches | 5 x 5 in (12.7 x 12.7 cm) on 18 mesh | 18 colors



How to stitch it



1. Each square is one tent stitch, up at 1, down at 2. Lines in continental, right to left, the canvas upside down for the next row; wide areas in basketweave.
2. Cut 18 in of thread. Start and end it without a knot left behind.
3. Mark the middle of the canvas. It is the outlined square on page 2, column 45, row 45 (DMC 3346): start there. Count threads, not holes.
4. Go on from it: picture first, background last. Gray squares are on two pages: stitch them once.
5. Last, two more rows all round, each stitch in the color it lies beside: the opening's edge hides them.

First time? How to needlepoint: flossfield.com/needlepoint/guides/how-to-start/
How to read a chart: flossfield.com/needlepoint/guides/how-to-read-a-chart/

What you need

Canvas: blank mono canvas, 18 mesh (18 threads to the inch), cut 9.5 in square (24.1 cm).

Needle: blunt tapestry, size 22. Also masking tape for the cut edges, and small scissors.

Thread: six-strand floss, 18 colors, about 20 skeins in all (an estimate). Stitch with 4 strands (5 or 6 if canvas shows).

Fit it into a lid: the box or tray, acid-free board and backing. Measure the opening first.
How to fit it into a lid.

Thread list, DMC

			stitches	skeins
●	**930**	Dark Antique Blue	2,789	3
■	**712**	Cream	753	1
▲	**433**	Medium Brown	464	1
◆	**738**	Very Light Tan	461	1
▼	**932**	Light Antique Blue	436	1
★	**436**	Tan	369	1
❖	**815**	Medium Garnet	344	1
X	**931**	Medium Antique Blue	333	1
H	**3820**	Dark Straw	328	1
+	**3750**	Very Dark Antique Blue	320	1
=	**347**	Very Dark Salmon	317	1
Z	**783**	Medium Topaz	295	1
A	**780**	Ultra Very Dark Topaz	255	1
V	**3346**	Hunter Green	178	1
T	**3347**	Medium Yellow Green	143	1
N	**402**	Very Light Mahogany	130	1
S	**3776**	Light Mahogany	93	1
K	**3328**	Dark Salmon	92	1

Skeins are estimates, with the two extra rows: the thread a stitch takes on the front and back of 18 mesh canvas, plus 30 percent, rounded up for each color.

Thread colors are approximate screen matches to DMC numbers. Check against real thread before you buy.

For your own stitching, gifts and handmade pieces you sell. Do not resell or share this PDF or copies of it.

Classic stack of cookbooks

Needlepoint pattern

Columns 1 to 49, rows 1 to 90. Start at the red outline

This page is the dark part of the chart



Key

- DMC 930 — Dark Antique Blue
- DMC 712 — Cream
- DMC 433 — Medium Brown
- DMC 738 — Very Light Tan
- DMC 932 — Light Antique Blue
- DMC 436 — Tan
- DMC 815 — Medium Garnet
- DMC 931 — Medium Antique Blue
- DMC 3820 — Dark Straw
- DMC 3750 — Very Dark Antique Blue
- DMC 347 — Very Dark Salmon
- DMC 783 — Medium Topaz
- DMC 780 — Ultra Very Dark Topaz
- DMC 3346 — Hunter Green
- DMC 3347 — Medium Yellow Green
- DMC 402 — Very Light Mahogany
- DMC 3776 — Light Mahogany
- DMC 3328 — Dark Salmon

Classic stack of cookbooks

Needlepoint pattern

Columns 50 to 90, rows 1 to 90. Gray squares: charted already, do not stitch again

This page is the dark part of the chart



Key

- **DMC 930** Dark Antique Blue
- **DMC 712** Cream
- **DMC 433** Medium Brown
- **DMC 738** Very Light Tan
- **DMC 932** Light Antique Blue
- **DMC 436** Tan
- **DMC 815** Medium Garnet
- **DMC 931** Medium Antique Blue
- **DMC 3820** Dark Straw
- **DMC 3750** Very Dark Antique Blue
- **DMC 347** Very Dark Salmon
- **DMC 783** Medium Topaz
- **DMC 780** Ultra Very Dark Topaz
- **DMC 3346** Hunter Green
- **DMC 3347** Medium Yellow Green
- **DMC 402** Very Light Mahogany
- **DMC 3776** Light Mahogany
- **DMC 3328** Dark Salmon