Classic stork with a bundle

Needlepoint pattern | 140 x 140 stitches | 14 x 14 in (35.6 x 35.6 cm) on 10 mesh | 24 colors



How to stitch it



1. Each square is one tent stitch, up at 1, down at 2. Lines in continental, right to left, the canvas upside down for the next row; wide areas in basketweave.
2. Cut 18 in of thread. Start and end it without a knot left behind.
3. Mark the middle of the canvas. It is the outlined square on page 2, column 70, row 70 (DMC 3753): start there. Count threads, not holes.
4. Go on from it: picture first, background last. Gray squares are on two pages: stitch them once.
5. Last, two more rows all round in DMC 930: the seam hides them.

First time? How to needlepoint: flossfield.com/needlepoint/guides/how-to-start/
How to read a chart: flossfield.com/needlepoint/guides/how-to-read-a-chart/

What you need

Canvas: blank mono canvas, 10 mesh (10 threads to the inch), cut 18.5 in square (47 cm).

Needle: blunt tapestry, size 18. Also masking tape for the cut edges, and small scissors.

Thread: pearl cotton size 3, 24 colors, about 44 skeins in all (an estimate). Stitch with 2 lengths together.

Make it a pillow: backing fabric, an insert the size of the stitching or an inch larger, and cord or piping for the edge. How to finish a pillow.

Thread list, DMC

			stitches	skeins
●	**930**	Dark Antique Blue	3,240	7
■	**931**	Medium Antique Blue	1,677	3
▲	**BLANC**	White	1,579	3
◆	**3743**	Very Light Antique Violet	1,166	2
▼	**3799**	Very Dark Pewter Gray	1,130	2
★	**160**	Medium Gray Blue	1,109	2
❖	**932**	Light Antique Blue	1,105	2
X	**3824**	Light Apricot	971	2
H	**3752**	Very Light Antique Blue	956	2
+	**3753**	Ultra Very Light Antique Blue	942	2
=	**224**	Very Light Shell Pink	813	2
Z	**945**	Tawny	786	2

			stitches	skeins
A	**161**	Gray Blue	714	2
V	**159**	Light Gray Blue	566	1
T	**310**	Black	534	1
N	**413**	Dark Pewter Gray	514	1
S	**524**	Very Light Fern Green	463	1
K	**355**	Dark Terra Cotta	356	1
E	**522**	Fern Green	286	1
C	**3778**	Light Terra Cotta	205	1
P	**745**	Light Pale Yellow	179	1
U	**350**	Medium Coral	140	1
L	**351**	Coral	86	1
2	**520**	Dark Fern Green	83	1

Skeins are estimates, with the two extra rows: the thread a stitch takes on the front and back of 10 mesh canvas, plus 30 percent, rounded up for each color.

Thread colors are approximate screen matches to DMC numbers. Check against real thread before you buy.

For your own stitching, gifts and handmade pieces you sell. Do not resell or share this PDF or copies of it.

Classic stork with a bundle

Needlepoint pattern

Columns 1 to 70, rows 1 to 70. Start at the red outline

This page is the dark part of the chart



Key

- **DMC 930** Dark Antique Blue
- **DMC 931** Medium Antique Blue
- **DMC BLANC** White
- **DMC 3743** Very Light Antique Violet
- **DMC 3799** Very Dark Pewter Gray
- **DMC 160** Medium Gray Blue
- **DMC 932** Light Antique Blue
- **DMC 3752** Very Light Antique Blue
- **DMC 3753** Ultra Very Light Antique Blue
- **DMC 159** Light Gray Blue
- **DMC 310** Black
- **DMC 413** Dark Pewter Gray

Classic stork with a bundle

Needlepoint pattern

This page is the dark part of the chart

Columns 71 to 140, rows 1 to 70. Gray squares: charted already, do not stitch again



Key

- **DMC 930** Dark Antique Blue
- **DMC 931** Medium Antique Blue
- **DMC BLANC** White
- **DMC 3743** Very Light Antique Violet
- **DMC 3799** Very Dark Pewter Gray
- **DMC 160** Medium Gray Blue
- **DMC 932** Light Antique Blue
- **DMC 3752** Very Light Antique Blue
- **DMC 3753** Ultra Very Light Antique Blue
- **DMC 945** Tawny
- **DMC 161** Gray Blue
- **DMC 159** Light Gray Blue
- **DMC 310** Black
- **DMC 413** Dark Pewter Gray
- **DMC 350** Medium Coral
- **DMC 351** Coral

Classic stork with a bundle

Needlepoint pattern

This page is the dark part of the chart

Columns 1 to 70, rows 71 to 140. Gray squares: charted already, do not stitch again



Key

- ● **DMC 930** Dark Antique Blue
- ▲ **DMC BLANC** White
- ◆ **DMC 3743** Very Light Antique Violet
- ▼ **DMC 3799** Very Dark Pewter Gray
- ★ **DMC 160** Medium Gray Blue
- X **DMC 3824** Light Apricot
- H **DMC 3752** Very Light Antique Blue
- \+ **DMC 3753** Ultra Very Light Antique Blue
- = **DMC 224** Very Light Shell Pink
- Z **DMC 945** Tawny
- A **DMC 161** Gray Blue
- V **DMC 159** Light Gray Blue
- T **DMC 310** Black
- N **DMC 413** Dark Pewter Gray
- S **DMC 524** Very Light Fern Green
- K **DMC 355** Dark Terra Cotta
- E **DMC 522** Fern Green
- C **DMC 3778** Light Terra Cotta
- P **DMC 745** Light Pale Yellow
- U **DMC 350** Medium Coral
- L **DMC 351** Coral
- 2 **DMC 520** Dark Fern Green

Classic stork with a bundle

Needlepoint pattern

This page is the dark part of the chart

Columns 71 to 140, rows 71 to 140. Gray squares: charted already, do not stitch again



Key

- **DMC 930** Dark Antique Blue
- **DMC BLANC** White
- **DMC 3743** Very Light Antique Violet
- **DMC 160** Medium Gray Blue
- **DMC 3824** Light Apricot
- **DMC 3752** Very Light Antique Blue
- **DMC 3753** Ultra Very Light Antique Blue
- **DMC 224** Very Light Shell Pink
- **DMC 945** Tawny
- **DMC 161** Gray Blue
- **DMC 159** Light Gray Blue
- **DMC 524** Very Light Fern Green
- **DMC 355** Dark Terra Cotta
- **DMC 522** Fern Green
- **DMC 3778** Light Terra Cotta
- **DMC 745** Light Pale Yellow
- **DMC 520** Dark Fern Green