Classic storm cloud over the prairie

Needlepoint pattern | 140 x 140 stitches | 14 x 14 in (35.6 x 35.6 cm) on 10 mesh | 24 colors



How to stitch it



1. Each square is one tent stitch, up at 1, down at 2. Lines in continental, right to left, the canvas upside down for the next row; wide areas in basketweave.
2. Cut 18 in of thread. Start and end it without a knot left behind.
3. Mark the middle of the canvas. It is the outlined square on page 2, column 70, row 70 (DMC 28): start there. Count threads, not holes.
4. Go on from it: picture first, background last. Gray squares are on two pages: stitch them once.
5. Last, two more rows all round, each stitch in the color it lies beside: the seam hides them.

First time? How to needlepoint: flossfield.com/needlepoint/guides/how-to-start/
How to read a chart: flossfield.com/needlepoint/guides/how-to-read-a-chart/

What you need

Canvas: blank mono canvas, 10 mesh (10 threads to the inch), cut 18.5 in square (47 cm).

Needle: blunt tapestry, size 18. Also masking tape for the cut edges, and small scissors.

Thread: pearl cotton size 3, 24 colors, about 44 skeins in all (an estimate). Stitch with 2 lengths together.

Make it a pillow: backing fabric, an insert the size of the stitching or an inch larger, and cord or piping for the edge. How to finish a pillow.

Thread list, DMC

			stitches	skeins
●	**28**	Medium Light Eggplant	2,822	5
□	**792**	Dark Cornflower Blue	2,496	4
▲	**3750**	Very Dark Antique Blue	2,264	4
◆	**3727**	Light Antique Mauve	1,919	3
▼	**3825**	Pale Pumpkin	1,781	3
★	**783**	Medium Topaz	1,098	2
❖	**3856**	Ultra Very Light Mahogany	902	2
X	**676**	Light Old Gold	736	2
H	**869**	Very Dark Hazelnut Brown	671	2
+	**712**	Cream	661	1
=	**926**	Medium Gray Green	655	2
Z	**3809**	Very Dark Turquoise	607	2
A	**3820**	Dark Straw	599	1
V	**3855**	Light Autumn Gold	515	1
T	**433**	Medium Brown	384	1
N	**3768**	Dark Gray Green	304	1
S	**927**	Light Gray Green	300	1
K	**3864**	Light Mocha Beige	216	1
E	**924**	Very Dark Gray Green	143	1
C	**677**	Very Light Old Gold	136	1
P	**3777**	Very Dark Terra Cotta	129	1
U	**934**	Black Avocado Green	97	1
L	**3830**	Terra Cotta	96	1
2	**167**	Very Dark Yellow Beige	69	1

Skeins are estimates, with the two extra rows: the thread a stitch takes on the front and back of 10 mesh canvas, plus 30 percent, rounded up for each color.

Thread colors are approximate screen matches to DMC numbers. Check against real thread before you buy.

For your own stitching, gifts and handmade pieces you sell. Do not resell or share this PDF or copies of it.

Classic storm cloud over the prairie

Needlepoint pattern

Columns 1 to 74, rows 1 to 74. Start at the red outline

This page is the dark part of the chart



Key

- ● **DMC 28** Medium Light Eggplant
- ■ **DMC 792** Dark Cornflower Blue
- ▲ **DMC 3750** Very Dark Antique Blue
- ◆ **DMC 3727** Light Antique Mauve
- ▼ **DMC 3825** Pale Pumpkin
- ❖ **DMC 3856** Ultra Very Light Mahogany
- \+ **DMC 712** Cream
- = **DMC 926** Medium Gray Green
- Z **DMC 3809** Very Dark Turquoise
- S **DMC 927** Light Gray Green
- C **DMC 677** Very Light Old Gold

Classic storm cloud over the prairie Needlepoint pattern

Columns 75 to 140, rows 1 to 74. Gray squares: charted already, do not stitch again

This page is the dark part of the chart



Key

- ● **DMC 28** Medium Light Eggplant
- ■ **DMC 792** Dark Cornflower Blue
- ▲ **DMC 3750** Very Dark Antique Blue
- ◆ **DMC 3727** Light Antique Mauve
- ▼ **DMC 3825** Pale Pumpkin
- \+ **DMC 712** Cream
- V **DMC 3855** Light Autumn Gold

Classic storm cloud over the prairie Needlepoint pattern

Columns 1 to 74, rows 75 to 140. Gray squares: charted already, do not stitch again

This page is the dark part of the chart



Key

- ● **DMC 28** Medium Light Eggplant
- ■ **DMC 792** Dark Cornflower Blue
- ▲ **DMC 3750** Very Dark Antique Blue
- ◆ **DMC 3727** Light Antique Mauve
- ▼ **DMC 3825** Pale Pumpkin
- ★ **DMC 783** Medium Topaz
- ❖ **DMC 3856** Ultra Very Light Mahogany
- X **DMC 676** Light Old Gold
- H **DMC 869** Very Dark Hazelnut Brown
- \+ **DMC 712** Cream
- = **DMC 926** Medium Gray Green
- A **DMC 3820** Dark Straw
- V **DMC 3855** Light Autumn Gold
- T **DMC 433** Medium Brown
- N **DMC 3768** Dark Gray Green
- K **DMC 3864** Light Mocha Beige
- E **DMC 924** Very Dark Gray Green
- C **DMC 677** Very Light Old Gold
- P **DMC 3777** Very Dark Terra Cotta
- U **DMC 934** Black Avocado Green
- L **DMC 3830** Terra Cotta
- 2 **DMC 167** Very Dark Yellow Beige

Classic storm cloud over the prairie Needlepoint pattern

Columns 75 to 140, rows 75 to 140. Gray squares: charted already, do not stitch again

This page is the dark part of the chart



Key

- ● **DMC 28** Medium Light Eggplant
- □ **DMC 792** Dark Cornflower Blue
- ▲ **DMC 3750** Very Dark Antique Blue
- ◆ **DMC 3727** Light Antique Mauve
- ★ **DMC 783** Medium Topaz
- X **DMC 676** Light Old Gold
- H **DMC 869** Very Dark Hazelnut Brown
- \+ **DMC 712** Cream
- = **DMC 926** Medium Gray Green
- A **DMC 3820** Dark Straw
- V **DMC 3855** Light Autumn Gold
- T **DMC 433** Medium Brown
- N **DMC 3768** Dark Gray Green
- K **DMC 3864** Light Mocha Beige
- E **DMC 924** Very Dark Gray Green
- U **DMC 934** Black Avocado Green
- 2 **DMC 167** Very Dark Yellow Beige