Classic Day of the Dead sugar skull

Needlepoint pattern | 90 x 126 stitches | 5 x 7 in (12.7 x 17.8 cm) on 18 mesh | 20 colors



How to stitch it



1. Each square is one tent stitch, up at 1, down at 2. Lines in continental, right to left, the canvas upside down for the next row; wide areas in basketweave.
2. Cut 18 in of thread. Start and end it without a knot left behind.
3. Mark the middle of the canvas. It is the outlined square on page 2, column 45, row 63 (DMC 842): start there. Count threads, not holes.
4. Go on from it: picture first, background last. Gray squares are on two pages: stitch them once.
5. When it is done, block it square.

First time? How to needlepoint: flossfield.com/needlepoint/guides/how-to-start/
How to read a chart: flossfield.com/needlepoint/guides/how-to-read-a-chart/

What you need

Canvas: blank mono canvas, 18 mesh (18 threads to the inch), cut 9 in wide x 11 in high (22.9 x 27.9 cm).

Needle: blunt tapestry, size 22. Also masking tape for the cut edges, and small scissors.

Thread: six-strand floss, 20 colors, about 21 skeins in all (an estimate). Stitch with 4 strands (5 or 6 if canvas shows).

Frame it: acid-free board and a frame.
How to frame needlepoint.

Thread list, DMC

			stitches	skeins
●	**29**	Eggplant	2,444	2
■	**3834**	Dark Grape	1,165	1
▲	**823**	Dark Navy Blue	1,053	1
◆	**842**	Very Light Beige Brown	1,042	1
▼	**154**	Very Dark Grape	708	1
★	**3042**	Light Antique Violet	661	1
❖	**739**	Ultra Very Light Tan	645	1
X	**712**	Cream	513	1
H	**3804**	Dark Cyclamen Pink	513	1
+	**918**	Dark Red Copper	472	1
=	**741**	Medium Tangerine	336	1
Z	**970**	Light Pumpkin	335	1
A	**900**	Dark Burnt Orange	315	1
V	**3835**	Medium Grape	271	1
T	**3843**	Electric Blue	243	1
N	**743**	Medium Yellow	201	1
S	**905**	Dark Parrot Green	198	1
K	**436**	Tan	137	1
E	**3826**	Golden Brown	72	1
C	**3345**	Dark Hunter Green	16	1

Skeins are estimates: the thread a stitch takes on the front and back of 18 mesh canvas, plus 30 percent, rounded up for each color.
Thread colors are approximate screen matches to DMC numbers. Check against real thread before you buy.
For your own stitching, gifts and handmade pieces you sell. Do not resell or share this PDF or copies of it.

Classic Day of the Dead sugar skull

Needlepoint pattern

Columns 1 to 90, rows 1 to 63. Start at the red outline

This page is the dark part of the chart



Key

- **DMC 29** Eggplant
- **DMC 3834** Dark Grape
- **DMC 823** Dark Navy Blue
- **DMC 842** Very Light Beige Brown
- **DMC 3042** Light Antique Violet
- **DMC 739** Ultra Very Light Tan
- **DMC 712** Cream
- **DMC 3804** Dark Cyclamen Pink
- **DMC 918** Dark Red Copper
- **DMC 741** Medium Tangerine
- **DMC 970** Light Pumpkin
- **DMC 900** Dark Burnt Orange
- **DMC 3835** Medium Grape
- **DMC 3843** Electric Blue
- **DMC 743** Medium Yellow
- **DMC 905** Dark Parrot Green

Classic Day of the Dead sugar skull

Needlepoint pattern

Columns 1 to 90, rows 64 to 126. Gray squares: charted already, do not stitch again

This page is the dark part of the chart



Key

- DMC 29 Eggplant
- DMC 823 Dark Navy Blue
- DMC 842 Very Light Beige Brown
- DMC 154 Very Dark Grape
- DMC 3042 Light Antique Violet
- DMC 739 Ultra Very Light Tan
- DMC 712 Cream
- DMC 3804 Dark Cyclamen Pink
- DMC 918 Dark Red Copper
- DMC 741 Medium Tangerine
- DMC 970 Light Pumpkin
- DMC 900 Dark Burnt Orange
- DMC 3835 Medium Grape
- DMC 3843 Electric Blue
- DMC 743 Medium Yellow
- DMC 905 Dark Parrot Green
- DMC 436 Tan
- DMC 3826 Golden Brown
- DMC 3345 Dark Hunter Green