Classic sun and moon

Needlepoint pattern | 140 x 140 stitches | 14 x 14 in (35.6 x 35.6 cm) on 10 mesh | 23 colors



How to stitch it



1. Each square is one tent stitch, up at 1, down at 2. Lines in continental, right to left, the canvas upside down for the next row; wide areas in basketweave.
2. Cut 18 in of thread. Start and end it without a knot left behind.
3. Mark the middle of the canvas. It is the outlined square on page 2, column 70, row 70 (DMC 336): start there. Count threads, not holes.
4. Go on from it: picture first, background last. Gray squares are on two pages: stitch them once.
5. Last, two more rows all round, each stitch in the color it lies beside: the seam hides them.

First time? How to needlepoint: flossfield.com/needlepoint/guides/how-to-start/
How to read a chart: flossfield.com/needlepoint/guides/how-to-read-a-chart/

What you need

Canvas: blank mono canvas, 10 mesh (10 threads to the inch), cut 18.5 in square (47 cm).

Needle: blunt tapestry, size 18. Also masking tape for the cut edges, and small scissors.

Thread: pearl cotton size 3, 23 colors, about 44 skeins in all (an estimate). Stitch with 2 lengths together.

Make it a pillow: backing fabric, an insert the size of the stitching or an inch larger, and cord or piping for the edge. How to finish a pillow.

Thread list, DMC

			stitches	skeins
●	**823**	Dark Navy Blue	5,086	9
■	**939**	Very Dark Navy Blue	1,809	4
▲	**157**	Very Light Cornflower Blue	1,215	2
◆	**336**	Navy Blue	1,184	2
▼	**3042**	Light Antique Violet	1,133	2
★	**3854**	Medium Autumn Gold	1,121	2
❖	**792**	Dark Cornflower Blue	934	2
X	**3743**	Very Light Antique Violet	834	2
H	**794**	Light Cornflower Blue	816	2
+	**3753**	Ultra Very Light Antique Blue	797	2
=	**3740**	Dark Antique Violet	770	2
Z	**3041**	Medium Antique Violet	756	2
A	**3776**	Light Mahogany	576	1
V	**918**	Dark Red Copper	503	1
T	**920**	Medium Copper	481	1
N	**745**	Light Pale Yellow	420	1
S	**793**	Medium Cornflower Blue	362	1
K	**3855**	Light Autumn Gold	314	1
E	**922**	Light Copper	286	1
C	**3865**	Winter White	108	1
P	**300**	Very Dark Mahogany	64	1
U	**3830**	Terra Cotta	17	1
L	**3778**	Light Terra Cotta	14	1

Skeins are estimates, with the two extra rows: the thread a stitch takes on the front and back of 10 mesh canvas, plus 30 percent, rounded up for each color.

Thread colors are approximate screen matches to DMC numbers. Check against real thread before you buy.

For your own stitching, gifts and handmade pieces you sell. Do not resell or share this PDF or copies of it.

Classic sun and moon

Needlepoint pattern

Columns 1 to 74, rows 1 to 74. Start at the red outline

This page is the dark part of the chart



Key

●	**DMC 823** Dark Navy Blue	+	**DMC 3753** Ultra Very Light Antique Blue	E	**DMC 922** Light Copper
■	**DMC 939** Very Dark Navy Blue	A	**DMC 3776** Light Mahogany	C	**DMC 3865** Winter White
▲	**DMC 157** Very Light Cornflower Blue	V	**DMC 918** Dark Red Copper	P	**DMC 300** Very Dark Mahogany
◆	**DMC 336** Navy Blue	T	**DMC 920** Medium Copper	U	**DMC 3830** Terra Cotta
★	**DMC 3854** Medium Autumn Gold	N	**DMC 745** Light Pale Yellow		
❖	**DMC 792** Dark Cornflower Blue	K	**DMC 3855** Light Autumn Gold		

Classic sun and moon Needlepoint pattern

Columns 75 to 140, rows 1 to 74. Gray squares: charted already, do not stitch again

This page is the dark part of the chart



Key

- ● **DMC 823** Dark Navy Blue
- ■ **DMC 939** Very Dark Navy Blue
- ▲ **DMC 157** Very Light Cornflower Blue
- ◆ **DMC 336** Navy Blue
- ❖ **DMC 792** Dark Cornflower Blue
- H **DMC 794** Light Cornflower Blue
- \+ **DMC 3753** Ultra Very Light Antique Blue
- Z **DMC 3041** Medium Antique Violet
- N **DMC 745** Light Pale Yellow
- S **DMC 793** Medium Cornflower Blue
- C **DMC 3865** Winter White

Classic sun and moon

Needlepoint pattern

Columns 1 to 74, rows 75 to 140. Gray squares: charted already, do not stitch again

This page is the dark part of the chart



Key

- ● **DMC 823** Dark Navy Blue
- ■ **DMC 939** Very Dark Navy Blue
- ◆ **DMC 336** Navy Blue
- ▼ **DMC 3042** Light Antique Violet
- ★ **DMC 3854** Medium Autumn Gold
- X **DMC 3743** Very Light Antique Violet
- = **DMC 3740** Dark Antique Violet
- Z **DMC 3041** Medium Antique Violet
- A **DMC 3776** Light Mahogany
- V **DMC 918** Dark Red Copper
- T **DMC 920** Medium Copper
- N **DMC 745** Light Pale Yellow
- K **DMC 3855** Light Autumn Gold
- E **DMC 922** Light Copper
- P **DMC 300** Very Dark Mahogany
- U **DMC 3830** Terra Cotta
- L **DMC 3778** Light Terra Cotta

Classic sun and moon

Needlepoint pattern

Columns 75 to 140, rows 75 to 140. Gray squares: charted already, do not stitch again

This page is the dark part of the chart



Key

- ● **DMC 823** Dark Navy Blue
- ■ **DMC 939** Very Dark Navy Blue
- ▲ **DMC 157** Very Light Cornflower Blue
- ◆ **DMC 336** Navy Blue
- ▼ **DMC 3042** Light Antique Violet
- ❖ **DMC 792** Dark Cornflower Blue
- X **DMC 3743** Very Light Antique Violet
- H **DMC 794** Light Cornflower Blue
- \+ **DMC 3753** Ultra Very Light Antique Blue
- = **DMC 3740** Dark Antique Violet
- Z **DMC 3041** Medium Antique Violet
- N **DMC 745** Light Pale Yellow
- S **DMC 793** Medium Cornflower Blue
- C **DMC 3865** Winter White