Classic golden sun with a face

Needlepoint pattern | 90 x 90 stitches | 5 x 5 in (12.7 x 12.7 cm) on 18 mesh | 13 colors



How to stitch it



1. Each square is one tent stitch, up at 1, down at 2. Lines in continental, right to left, the canvas upside down for the next row; wide areas in basketweave.
2. Cut 18 in of thread. Start and end it without a knot left behind.
3. Mark the middle of the canvas. It is the outlined square on page 2, column 45, row 45 (DMC 745): start there. Count threads, not holes.
4. Go on from it: picture first, background last. Gray squares are on two pages: stitch them once.
5. Last, two more rows all round in DMC 814: the opening's edge hides them.

First time? How to needlepoint: flossfield.com/needlepoint/guides/how-to-start/
How to read a chart: flossfield.com/needlepoint/guides/how-to-read-a-chart/

What you need

Canvas: blank mono canvas, 18 mesh (18 threads to the inch), cut 9.5 in square (24.1 cm).

Needle: blunt tapestry, size 22. Also masking tape for the cut edges, and small scissors.

Thread: six-strand floss, 13 colors, about 16 skeins in all (an estimate). Stitch with 4 strands (5 or 6 if canvas shows).

Fit it into a lid: the box or tray, acid-free board and backing. Measure the opening first.
How to fit it into a lid.

Thread list, DMC

			stitches	skeins
●	**814**	Dark Garnet	3,170	4
□	**975**	Dark Golden Brown	940	1
▲	**498**	Dark Red	902	1
◆	**801**	Dark Coffee Brown	687	1
▼	**783**	Medium Topaz	582	1
★	**3820**	Dark Straw	540	1
❖	**3822**	Light Straw	540	1
X	**745**	Light Pale Yellow	359	1
H	**782**	Dark Topaz	346	1
+	**3823**	Ultra Pale Yellow	16	1
=	**830**	Dark Golden Olive	12	1
Z	**938**	Ultra Dark Coffee Brown	4	1
A	**BLANC**	White	2	1

Skeins are estimates, with the two extra rows: the thread a stitch takes on the front and back of 18 mesh canvas, plus 30 percent, rounded up for each color.

Thread colors are approximate screen matches to DMC numbers. Check against real thread before you buy.

For your own stitching, gifts and handmade pieces you sell. Do not resell or share this PDF or copies of it.

Classic golden sun with a face Needlepoint pattern

Columns 1 to 49, rows 1 to 90. Start at the red outline

This page is the dark part of the chart



Key

- **DMC 814** Dark Garnet
- **DMC 975** Dark Golden Brown
- **DMC 498** Dark Red
- **DMC 801** Dark Coffee Brown
- **DMC 783** Medium Topaz
- **DMC 3820** Dark Straw
- **DMC 3822** Light Straw
- **DMC 745** Light Pale Yellow
- **DMC 782** Dark Topaz
- **DMC 3823** Ultra Pale Yellow
- **DMC 830** Dark Golden Olive
- **DMC 938** Ultra Dark Coffee Brown
- **DMC BLANC** White

Classic golden sun with a face Needlepoint pattern

Columns 50 to 90, rows 1 to 90. Gray squares: charted already, do not stitch again

This page is the dark part of the chart



Key

- **DMC 814** Dark Garnet
- **DMC 975** Dark Golden Brown
- **DMC 498** Dark Red
- **DMC 801** Dark Coffee Brown
- **DMC 783** Medium Topaz
- **DMC 3820** Dark Straw
- **DMC 3822** Light Straw
- **DMC 745** Light Pale Yellow
- **DMC 782** Dark Topaz
- **DMC 3823** Ultra Pale Yellow
- **DMC 830** Dark Golden Olive
- **DMC 938** Ultra Dark Coffee Brown
- **DMC BLANC** White