# Classic sushi

Needlepoint pattern | 90 x 90 stitches | 5 x 5 in (12.7 x 12.7 cm) on 18 mesh | 18 colors



## How to stitch it




1. Each square is one tent stitch, up at 1, down at 2. Lines in continental, right to left, the canvas upside down for the next row; wide areas in basketweave.
2. Cut 18 in of thread. Start and end it without a knot left behind.
3. Mark the middle of the canvas. It is the outlined square on page 2, column 45, row 45 (DMC 470): start there. Count threads, not holes.
4. Go on from it: picture first, background last. Gray squares are on two pages: stitch them once.
5. Last, two more rows all round, each stitch in the color it lies beside: the opening's edge hides them.

First time? How to needlepoint: flossfield.com/needlepoint/guides/how-to-start/
How to read a chart: flossfield.com/needlepoint/guides/how-to-read-a-chart/

## What you need

**Canvas:** blank mono canvas, 18 mesh (18 threads to the inch), cut 9.5 in square (24.1 cm).

**Needle:** blunt tapestry, size 22. Also masking tape for the cut edges, and small scissors.

**Thread:** six-strand floss, 18 colors, about 19 skeins in all (an estimate). Stitch with 4 strands (5 or 6 if canvas shows).

**Fit it into a lid:** the box or tray, acid-free board and backing. Measure the opening first.
How to fit it into a lid.

## Thread list, DMC

| | | | stitches | skeins |
|---|---|---|---|---|
| ● | 934 | Black Avocado Green | 1,298 | 2 |
| □ | 936 | Very Dark Avocado Green | 1,071 | 1 |
| ▲ | 310 | Black | 824 | 1 |
| ◆ | 898 | Very Dark Coffee Brown | 787 | 1 |
| ▼ | 317 | Pewter Gray | 690 | 1 |
| ★ | 3799 | Very Dark Pewter Gray | 633 | 1 |
| ❖ | 3865 | Winter White | 425 | 1 |
| X | 415 | Pearl Gray | 334 | 1 |
| H | 967 | Very Light Apricot | 303 | 1 |
| + | 352 | Light Coral | 244 | 1 |
| = | 351 | Coral | 238 | 1 |
| Z | 350 | Medium Coral | 236 | 1 |
| A | 433 | Medium Brown | 222 | 1 |
| V | 321 | Red | 222 | 1 |
| T | 815 | Medium Garnet | 215 | 1 |
| N | 470 | Light Avocado Green | 194 | 1 |
| S | 504 | Very Light Blue Green | 85 | 1 |
| K | 503 | Medium Blue Green | 79 | 1 |

Skeins are estimates, with the two extra rows: the thread a stitch takes on the front and back of 18 mesh canvas, plus 30 percent, rounded up for each color.

Thread colors are approximate screen matches to DMC numbers. Check against real thread before you buy.

For your own stitching, gifts and handmade pieces you sell. Do not resell or share this PDF or copies of it.

# Classic sushi

Needlepoint pattern

Columns 1 to 49, rows 1 to 90. Start at the red outline

This page is the dark part of the chart

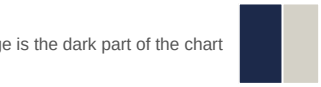




## Key

- **DMC 934** Black Avocado Green
- **DMC 936** Very Dark Avocado Green
- **DMC 310** Black
- **DMC 898** Very Dark Coffee Brown
- **DMC 317** Pewter Gray
- **DMC 3799** Very Dark Pewter Gray
- **DMC 3865** Winter White
- **DMC 415** Pearl Gray
- **DMC 967** Very Light Apricot
- **DMC 352** Light Coral
- **DMC 351** Coral
- **DMC 350** Medium Coral
- **DMC 433** Medium Brown
- **DMC 321** Red
- **DMC 815** Medium Garnet
- **DMC 470** Light Avocado Green

# Classic sushi

Needlepoint pattern

Columns 50 to 90, rows 1 to 90. Gray squares: charted already, do not stitch again

This page is the dark part of the chart




## Key

- DMC 934 Black Avocado Green
- DMC 936 Very Dark Avocado Green
- DMC 310 Black
- DMC 898 Very Dark Coffee Brown
- DMC 317 Pewter Gray
- DMC 3799 Very Dark Pewter Gray
- DMC 3865 Winter White
- DMC 415 Pearl Gray
- DMC 967 Very Light Apricot
- DMC 352 Light Coral
- DMC 351 Coral
- DMC 350 Medium Coral
- DMC 433 Medium Brown
- DMC 321 Red
- DMC 815 Medium Garnet
- DMC 470 Light Avocado Green
- DMC 504 Very Light Blue Green
- DMC 503 Medium Blue Green