Classic swallowtail butterfly

Needlepoint pattern | 90 x 90 stitches | 5 x 5 in (12.7 x 12.7 cm) on 18 mesh | 18 colors



How to stitch it



1. Each square is one tent stitch, up at 1, down at 2. Lines in continental, right to left, the canvas upside down for the next row; wide areas in basketweave.
2. Cut 18 in of thread. Start and end it without a knot left behind.
3. Mark the middle of the canvas. It is the outlined square on page 2, column 45, row 45 (DMC 726): start there. Count threads, not holes.
4. Go on from it: picture first, background last. Gray squares are on two pages: stitch them once.
5. Last, two more rows all round in DMC 3834: the opening's edge hides them.

First time? How to needlepoint: flossfield.com/needlepoint/guides/how-to-start/
How to read a chart: flossfield.com/needlepoint/guides/how-to-read-a-chart/

What you need

Canvas: blank mono canvas, 18 mesh (18 threads to the inch), cut 9.5 in square (24.1 cm).

Needle: blunt tapestry, size 22. Also masking tape for the cut edges, and small scissors.

Thread: six-strand floss, 18 colors, about 21 skeins in all (an estimate). Stitch with 4 strands (5 or 6 if canvas shows).

Fit it into a lid: the box or tray, acid-free board and backing. Measure the opening first.
How to fit it into a lid.

Thread list, DMC

			stitches	skeins
●	**3811**	Very Light Turquoise	3,285	3
□	**3834**	Dark Grape	1,432	2
▲	**310**	Black	1,070	1
◆	**3078**	Very Light Golden Yellow	835	1
▼	**727**	Very Light Topaz	366	1
★	**502**	Blue Green	350	1
❖	**500**	Very Dark Blue Green	185	1
X	**3817**	Light Celadon Green	107	1
H	**501**	Dark Blue Green	95	1
+	**726**	Light Topaz	91	1
=	**3607**	Light Plum	73	1
Z	**3608**	Very Light Plum	60	1
A	**917**	Medium Plum	44	1
V	**151**	Very Light Dusty Rose	34	1
T	**3325**	Light Baby Blue	23	1
N	**334**	Medium Baby Blue	22	1
S	**349**	Dark Coral	16	1
K	**3820**	Dark Straw	12	1

Skeins are estimates, with the two extra rows: the thread a stitch takes on the front and back of 18 mesh canvas, plus 30 percent, rounded up for each color.

Thread colors are approximate screen matches to DMC numbers. Check against real thread before you buy.

For your own stitching, gifts and handmade pieces you sell. Do not resell or share this PDF or copies of it.

Classic swallowtail butterfly

Needlepoint pattern

Columns 1 to 49, rows 1 to 90. Start at the red outline

This page is the dark part of the chart



Key

- DMC 3811 — Very Light Turquoise
- DMC 3834 — Dark Grape
- DMC 310 — Black
- DMC 3078 — Very Light Golden Yellow
- DMC 727 — Very Light Topaz
- DMC 502 — Blue Green
- DMC 500 — Very Dark Blue Green
- DMC 3817 — Light Celadon Green
- DMC 501 — Dark Blue Green
- DMC 726 — Light Topaz
- DMC 3607 — Light Plum
- DMC 3608 — Very Light Plum
- DMC 917 — Medium Plum
- DMC 151 — Very Light Dusty Rose
- DMC 334 — Medium Baby Blue
- DMC 3820 — Dark Straw

Classic swallowtail butterfly

Needlepoint pattern

Columns 50 to 90, rows 1 to 90. Gray squares: charted already, do not stitch again

This page is the dark part of the chart



Key

- ● **DMC 3811** Very Light Turquoise
- ■ **DMC 3834** Dark Grape
- ▲ **DMC 310** Black
- ◆ **DMC 3078** Very Light Golden Yellow
- ▼ **DMC 727** Very Light Topaz
- ★ **DMC 502** Blue Green
- ❖ **DMC 500** Very Dark Blue Green
- X **DMC 3817** Light Celadon Green
- H **DMC 501** Dark Blue Green
- \+ **DMC 726** Light Topaz
- T **DMC 3325** Light Baby Blue
- N **DMC 334** Medium Baby Blue
- S **DMC 349** Dark Coral