Classic Tang horse

Needlepoint pattern | 90 x 90 stitches | 5 x 5 in (12.7 x 12.7 cm) on 18 mesh | 17 colors



How to stitch it



1. Each square is one tent stitch, up at 1, down at 2. Lines in continental, right to left, the canvas upside down for the next row; wide areas in basketweave.
2. Cut 18 in of thread. Start and end it without a knot left behind.
3. Mark the middle of the canvas. It is the outlined square on page 2, column 45, row 45 (DMC 712): start there. Count threads, not holes.
4. Go on from it: picture first, background last. Gray squares are on two pages: stitch them once.
5. Last, two more rows all round in DMC 814: the opening's edge hides them.

First time? How to needlepoint: flossfield.com/needlepoint/guides/how-to-start/
How to read a chart: flossfield.com/needlepoint/guides/how-to-read-a-chart/

What you need

Canvas: blank mono canvas, 18 mesh (18 threads to the inch), cut 9.5 in square (24.1 cm).

Needle: blunt tapestry, size 22. Also masking tape for the cut edges, and small scissors.

Thread: six-strand floss, 17 colors, about 20 skeins in all (an estimate). Stitch with 4 strands (5 or 6 if canvas shows).

Fit it into a lid: the box or tray, acid-free board and backing. Measure the opening first.
How to fit it into a lid.

Thread list, DMC

			stitches	skeins
●	**3808**	Ultra Very Dark Turquoise	1,858	2
■	**977**	Light Golden Brown	1,450	2
▲	**814**	Dark Garnet	1,201	2
◆	**817**	Very Dark Coral Red	932	1
▼	**3371**	Black Brown	439	1
★	**976**	Medium Golden Brown	383	1
❖	**712**	Cream	317	1
X	**975**	Dark Golden Brown	267	1
H	**738**	Very Light Tan	225	1
+	**300**	Very Dark Mahogany	215	1
=	**3827**	Pale Golden Brown	214	1
Z	**890**	Ultra Dark Pistachio Green	207	1
A	**818**	Baby Pink	122	1
V	**3346**	Hunter Green	113	1
T	**3348**	Light Yellow Green	67	1
N	**3733**	Dusty Rose	67	1
S	**3350**	Ultra Dark Dusty Rose	23	1

Skeins are estimates, with the two extra rows: the thread a stitch takes on the front and back of 18 mesh canvas, plus 30 percent, rounded up for each color.

Thread colors are approximate screen matches to DMC numbers. Check against real thread before you buy.

For your own stitching, gifts and handmade pieces you sell. Do not resell or share this PDF or copies of it.

Classic Tang horse

Needlepoint pattern

Columns 1 to 49, rows 1 to 90. Start at the red outline

This page is the dark part of the chart

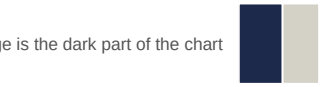

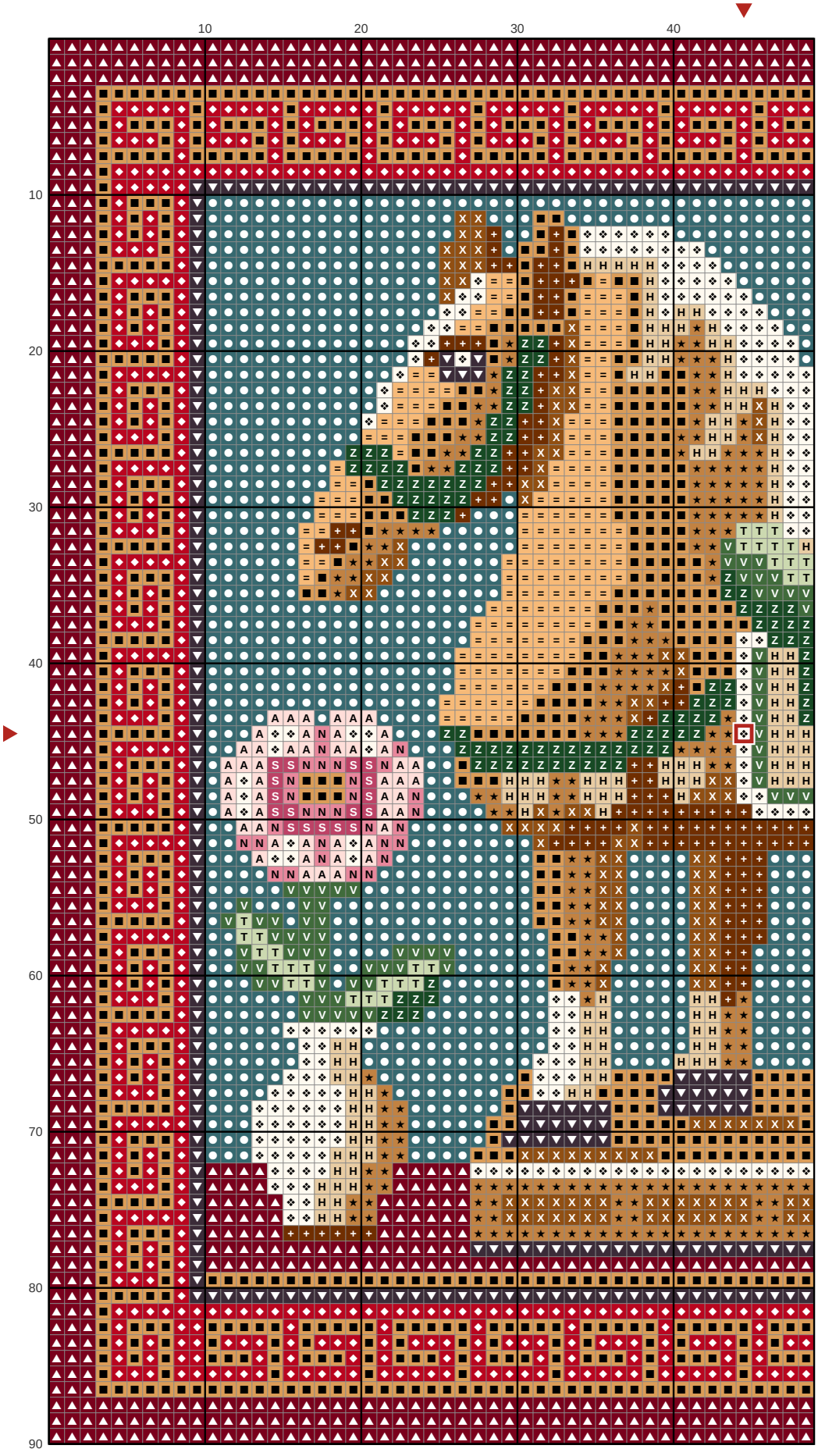

Key

- **DMC 3808** Ultra Very Dark Turquoise
- **DMC 977** Light Golden Brown
- **DMC 814** Dark Garnet
- **DMC 817** Very Dark Coral Red
- **DMC 3371** Black Brown
- **DMC 976** Medium Golden Brown
- **DMC 712** Cream
- **DMC 975** Dark Golden Brown
- **DMC 738** Very Light Tan
- **DMC 300** Very Dark Mahogany
- **DMC 3827** Pale Golden Brown
- **DMC 890** Ultra Dark Pistachio Green
- **DMC 818** Baby Pink
- **DMC 3346** Hunter Green
- **DMC 3348** Light Yellow Green
- **DMC 3733** Dusty Rose
- **DMC 3350** Ultra Dark Dusty Rose

Classic Tang horse

Needlepoint pattern

Columns 50 to 90, rows 1 to 90. Gray squares: charted already, do not stitch again

This page is the dark part of the chart

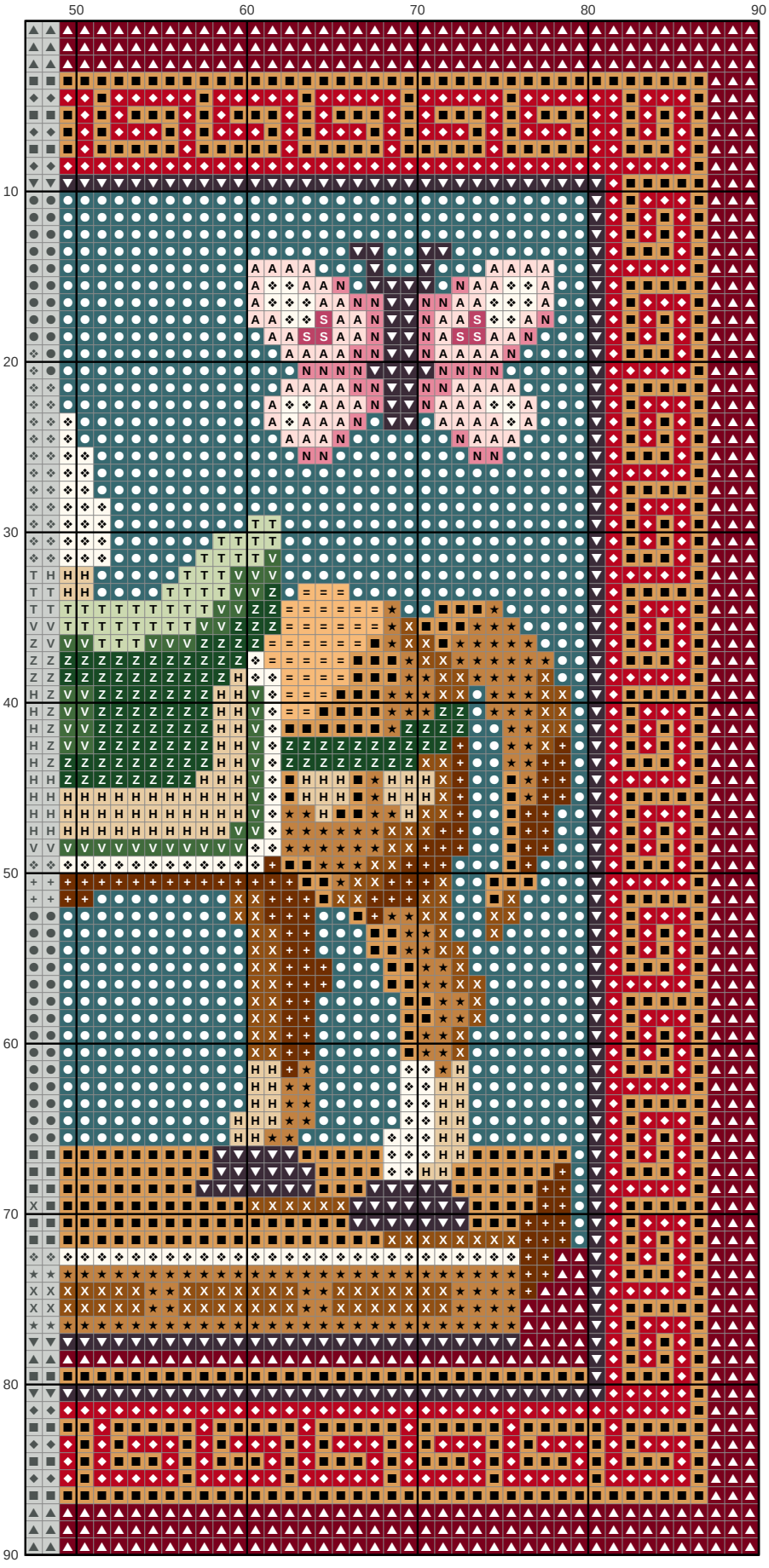

Key

- ● **DMC 3808** Ultra Very Dark Turquoise
- ■ **DMC 977** Light Golden Brown
- ▲ **DMC 814** Dark Garnet
- ◆ **DMC 817** Very Dark Coral Red
- ▼ **DMC 3371** Black Brown
- ★ **DMC 976** Medium Golden Brown
- ❖ **DMC 712** Cream
- X **DMC 975** Dark Golden Brown
- H **DMC 738** Very Light Tan
- \+ **DMC 300** Very Dark Mahogany
- = **DMC 3827** Pale Golden Brown
- Z **DMC 890** Ultra Dark Pistachio Green
- A **DMC 818** Baby Pink
- V **DMC 3346** Hunter Green
- T **DMC 3348** Light Yellow Green
- N **DMC 3733** Dusty Rose
- S **DMC 3350** Ultra Dark Dusty Rose