Teddy bear in a bluebird bib

Needlepoint pattern | 90 x 90 stitches | 5 x 5 in (12.7 x 12.7 cm) on 18 mesh | 18 colors



How to stitch it



1. Each square is one tent stitch, up at 1, down at 2. Lines in continental, right to left, the canvas upside down for the next row; wide areas in basketweave.
2. Cut 18 in of thread. Start and end it without a knot left behind.
3. Mark the middle of the canvas. It is the outlined square on page 2, column 45, row 45 (DMC 336): start there. Count threads, not holes.
4. Go on from it: picture first, background last. Gray squares are on two pages: stitch them once.
5. Last, two more rows all round, each stitch in the color it lies beside: the opening's edge hides them.

First time? How to needlepoint: flossfield.com/needlepoint/guides/how-to-start/
How to read a chart: flossfield.com/needlepoint/guides/how-to-read-a-chart/

What you need

Canvas: blank mono canvas, 18 mesh (18 threads to the inch), cut 9.5 in square (24.1 cm).

Needle: blunt tapestry, size 22. Also masking tape for the cut edges, and small scissors.

Thread: six-strand floss, 18 colors, about 19 skeins in all (an estimate). Stitch with 4 strands (5 or 6 if canvas shows).

Fit it into a lid: the box or tray, acid-free board and backing. Measure the opening first.
How to fit it into a lid.

Thread list, DMC

			stitches	skeins
●	523	Light Fern Green	1,251	2
■	BLANC	White	953	1
▲	801	Dark Coffee Brown	873	1
◆	522	Fern Green	871	1
▼	738	Very Light Tan	656	1
★	437	Light Tan	571	1
❖	322	Dark Baby Blue	538	1
X	762	Very Light Pearl Gray	398	1
H	435	Very Light Brown	331	1
+	3731	Very Dark Dusty Rose	282	1
=	3685	Very Dark Mauve	244	1
Z	433	Medium Brown	243	1
A	3733	Dusty Rose	214	1
V	336	Navy Blue	176	1
T	938	Ultra Dark Coffee Brown	151	1
N	3346	Hunter Green	139	1
S	413	Dark Pewter Gray	128	1
K	318	Light Steel Gray	81	1

Skeins are estimates, with the two extra rows: the thread a stitch takes on the front and back of 18 mesh canvas, plus 30 percent, rounded up for each color.

Thread colors are approximate screen matches to DMC numbers. Check against real thread before you buy.

For your own stitching, gifts and handmade pieces you sell. Do not resell or share this PDF or copies of it.

Teddy bear in a bluebird bib

Needlepoint pattern

Columns 1 to 49, rows 1 to 90. Start at the red outline

This page is the dark part of the chart

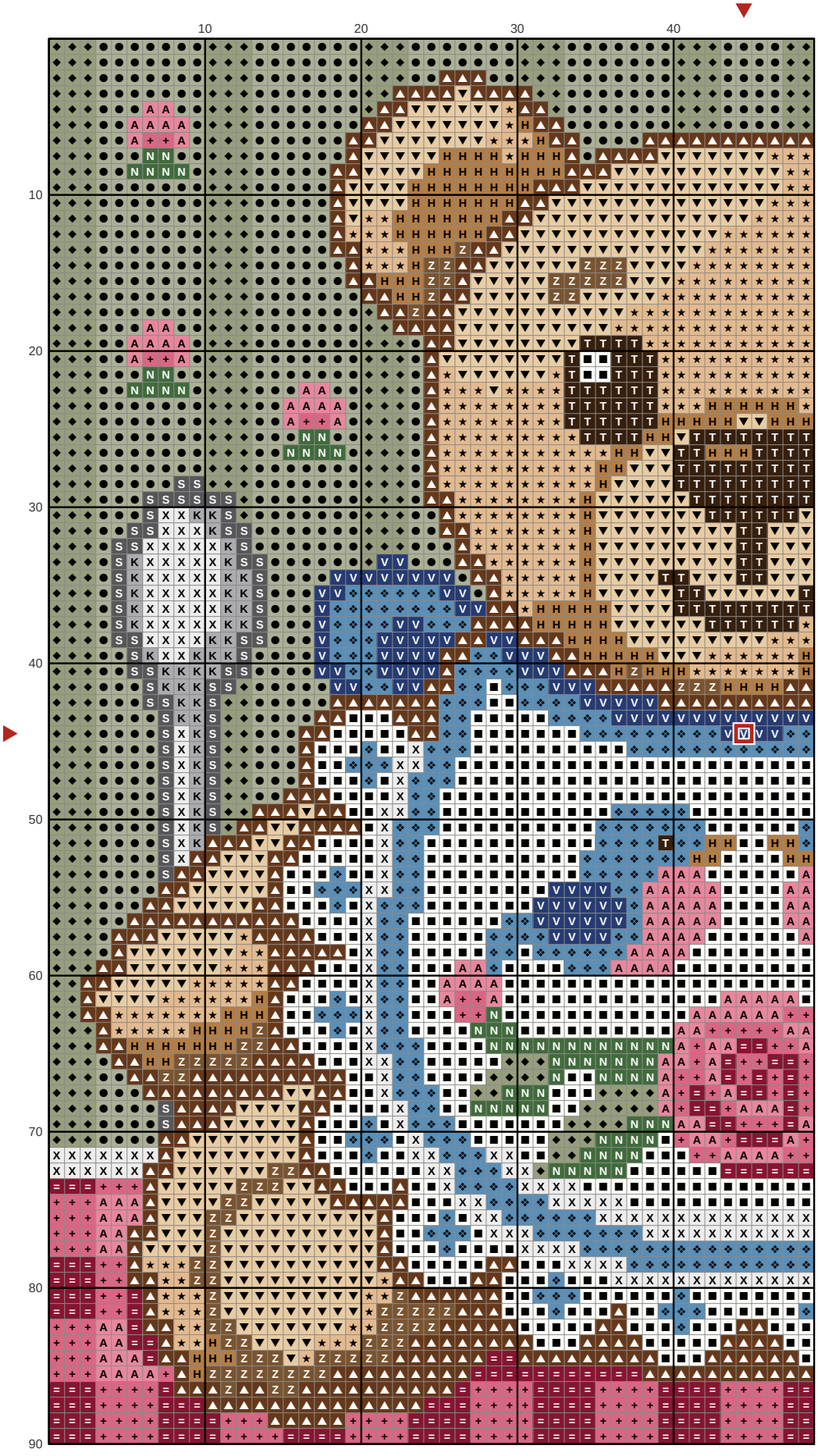

Key

- DMC 523 — Light Fern Green
- DMC BLANC — White
- DMC 801 — Dark Coffee Brown
- DMC 522 — Fern Green
- DMC 738 — Very Light Tan
- DMC 437 — Light Tan
- DMC 322 — Dark Baby Blue
- DMC 762 — Very Light Pearl Gray
- DMC 435 — Very Light Brown
- DMC 3731 — Very Dark Dusty Rose
- DMC 3685 — Very Dark Mauve
- DMC 433 — Medium Brown
- DMC 3733 — Dusty Rose
- DMC 336 — Navy Blue
- DMC 938 — Ultra Dark Coffee Brown
- DMC 3346 — Hunter Green
- DMC 413 — Dark Pewter Gray
- DMC 318 — Light Steel Gray

Teddy bear in a bluebird bib

Needlepoint pattern

Columns 50 to 90, rows 1 to 90. Gray squares: charted already, do not stitch again

This page is the dark part of the chart

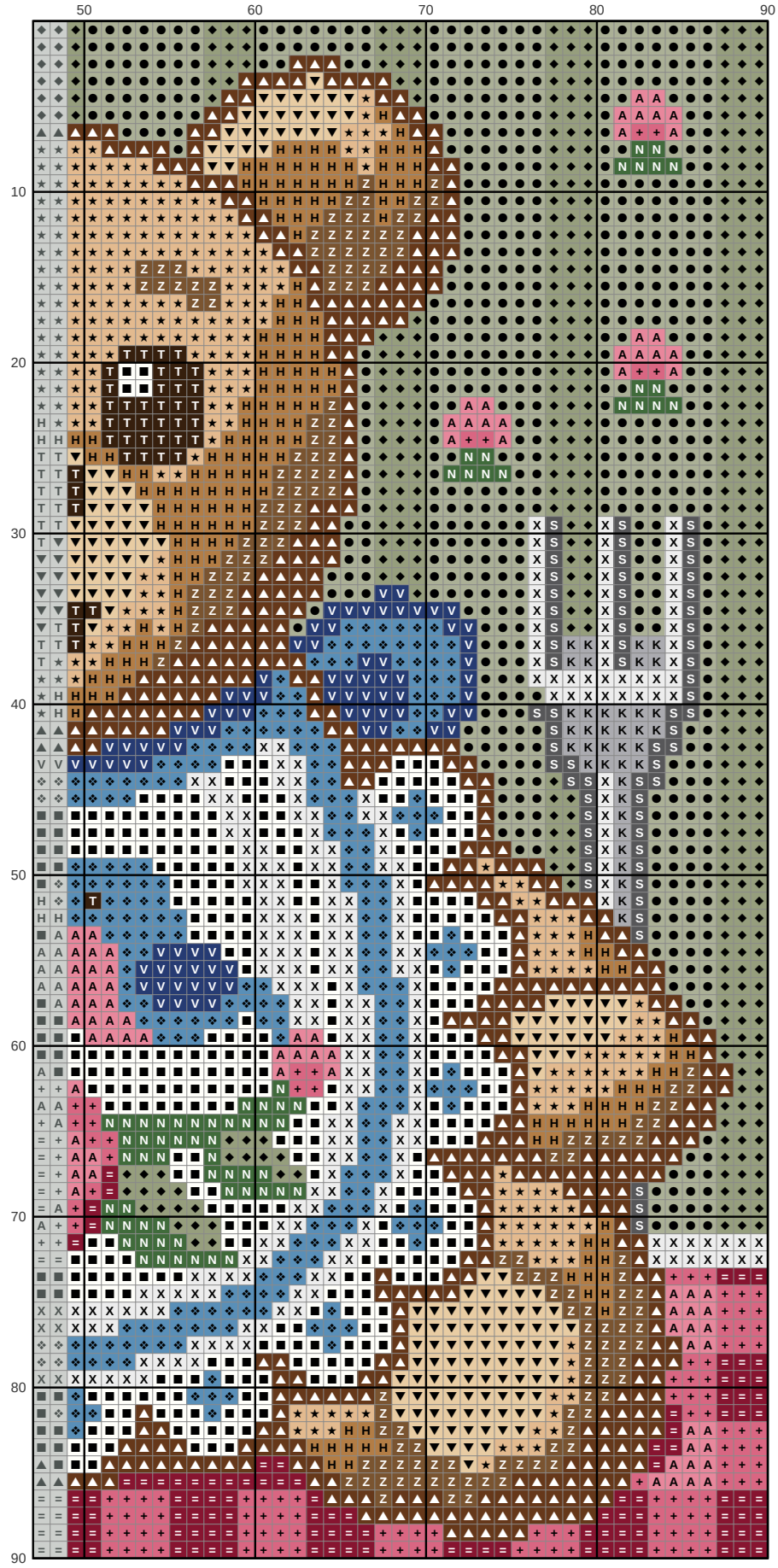

Key

- ● **DMC 523** Light Fern Green
- ■ **DMC BLANC** White
- ▲ **DMC 801** Dark Coffee Brown
- ◆ **DMC 522** Fern Green
- ▼ **DMC 738** Very Light Tan
- ★ **DMC 437** Light Tan
- ❖ **DMC 322** Dark Baby Blue
- X **DMC 762** Very Light Pearl Gray
- H **DMC 435** Very Light Brown
- \+ **DMC 3731** Very Dark Dusty Rose
- = **DMC 3685** Very Dark Mauve
- Z **DMC 433** Medium Brown
- A **DMC 3733** Dusty Rose
- V **DMC 336** Navy Blue
- T **DMC 938** Ultra Dark Coffee Brown
- N **DMC 3346** Hunter Green
- S **DMC 413** Dark Pewter Gray
- K **DMC 318** Light Steel Gray