# Classic Texas state shape

Needlepoint pattern | 140 x 140 stitches | 14 x 14 in (35.6 x 35.6 cm) on 10 mesh | 20 colors



## How to stitch it




1. Each square is one tent stitch, up at 1, down at 2. Lines in continental, right to left, the canvas upside down for the next row; wide areas in basketweave.
2. Cut 18 in of thread. Start and end it without a knot left behind.
3. Mark the middle of the canvas. It is the outlined square on page 2, column 70, row 70 (DMC 987): start there. Count threads, not holes.
4. Go on from it: picture first, background last. Gray squares are on two pages: stitch them once.
5. Last, two more rows all round, each stitch in the color it lies beside: the seam hides them.

First time? How to needlepoint: flossfield.com/needlepoint/guides/how-to-start/
How to read a chart: flossfield.com/needlepoint/guides/how-to-read-a-chart/

## What you need

**Canvas:** blank mono canvas, 10 mesh (10 threads to the inch), cut 18.5 in square (47 cm).

**Needle:** blunt tapestry, size 18. Also masking tape for the cut edges, and small scissors.

**Thread:** pearl cotton size 3, 20 colors, about 44 skeins in all (an estimate). Stitch with 2 lengths together.

**Make it a pillow:** backing fabric, an insert the size of the stitching or an inch larger, and cord or piping for the edge. How to finish a pillow.

## Thread list, DMC

| | | | stitches | skeins |
|---|---|---|---|---|
| ● | 712 | Cream | 8,068 | 13 |
| □ | 939 | Very Dark Navy Blue | 2,366 | 4 |
| ▲ | 304 | Medium Red | 1,997 | 5 |
| ◆ | 783 | Medium Topaz | 1,627 | 3 |
| ▼ | 743 | Medium Yellow | 1,385 | 3 |
| ★ | 780 | Ultra Very Dark Topaz | 1,229 | 2 |
| ❖ | 738 | Very Light Tan | 664 | 1 |
| X | 987 | Dark Forest Green | 260 | 1 |
| H | 799 | Medium Delft Blue | 253 | 1 |
| + | 809 | Delft Blue | 251 | 1 |
| = | 989 | Forest Green | 249 | 1 |
| Z | BLANC | White | 217 | 1 |
| A | 3689 | Light Mauve | 215 | 1 |
| V | 3350 | Ultra Dark Dusty Rose | 183 | 1 |
| T | 815 | Medium Garnet | 174 | 1 |
| N | 797 | Royal Blue | 164 | 1 |
| S | 350 | Medium Coral | 138 | 1 |
| K | 3733 | Dusty Rose | 74 | 1 |
| E | 3340 | Medium Apricot | 50 | 1 |
| C | 3731 | Very Dark Dusty Rose | 36 | 1 |

Skeins are estimates, with the two extra rows: the thread a stitch takes on the front and back of 10 mesh canvas, plus 30 percent, rounded up for each color.

Thread colors are approximate screen matches to DMC numbers. Check against real thread before you buy.

For your own stitching, gifts and handmade pieces you sell. Do not resell or share this PDF or copies of it.

# Classic Texas state shape Needlepoint pattern

Columns 1 to 74, rows 1 to 74. Start at the red outline

This page is the dark part of the chart




## Key

| | | |
|---|---|---|
| ● **DMC 712** Cream | ❖ **DMC 738** Very Light Tan | T **DMC 815** Medium Garnet |
| ■ **DMC 939** Very Dark Navy Blue | X **DMC 987** Dark Forest Green | N **DMC 797** Royal Blue |
| ▲ **DMC 304** Medium Red | H **DMC 799** Medium Delft Blue | S **DMC 350** Medium Coral |
| ◆ **DMC 783** Medium Topaz | + **DMC 809** Delft Blue | E **DMC 3340** Medium Apricot |
| ▼ **DMC 743** Medium Yellow | = **DMC 989** Forest Green | |
| ★ **DMC 780** Ultra Very Dark Topaz | Z **DMC BLANC** White | |

# Classic Texas state shape

Needlepoint pattern

Columns 75 to 140, rows 1 to 74. Gray squares: charted already, do not stitch again

This page is the dark part of the chart




## Key

| | | | | | |
|---|---|---|---|---|---|
| ● | **DMC 712** Cream | X | **DMC 987** Dark Forest Green | T | **DMC 815** Medium Garnet |
| ■ | **DMC 939** Very Dark Navy Blue | H | **DMC 799** Medium Delft Blue | N | **DMC 797** Royal Blue |
| ▲ | **DMC 304** Medium Red | + | **DMC 809** Delft Blue | S | **DMC 350** Medium Coral |
| ◆ | **DMC 783** Medium Topaz | = | **DMC 989** Forest Green | K | **DMC 3733** Dusty Rose |
| ▼ | **DMC 743** Medium Yellow | Z | **DMC BLANC** White | E | **DMC 3340** Medium Apricot |
| ★ | **DMC 780** Ultra Very Dark Topaz | A | **DMC 3689** Light Mauve | C | **DMC 3731** Very Dark Dusty Rose |
| ❖ | **DMC 738** Very Light Tan | V | **DMC 3350** Ultra Dark Dusty Rose | | |

# Classic Texas state shape

Needlepoint pattern

Columns 1 to 74, rows 75 to 140. Gray squares: charted already, do not stitch again

This page is the dark part of the chart

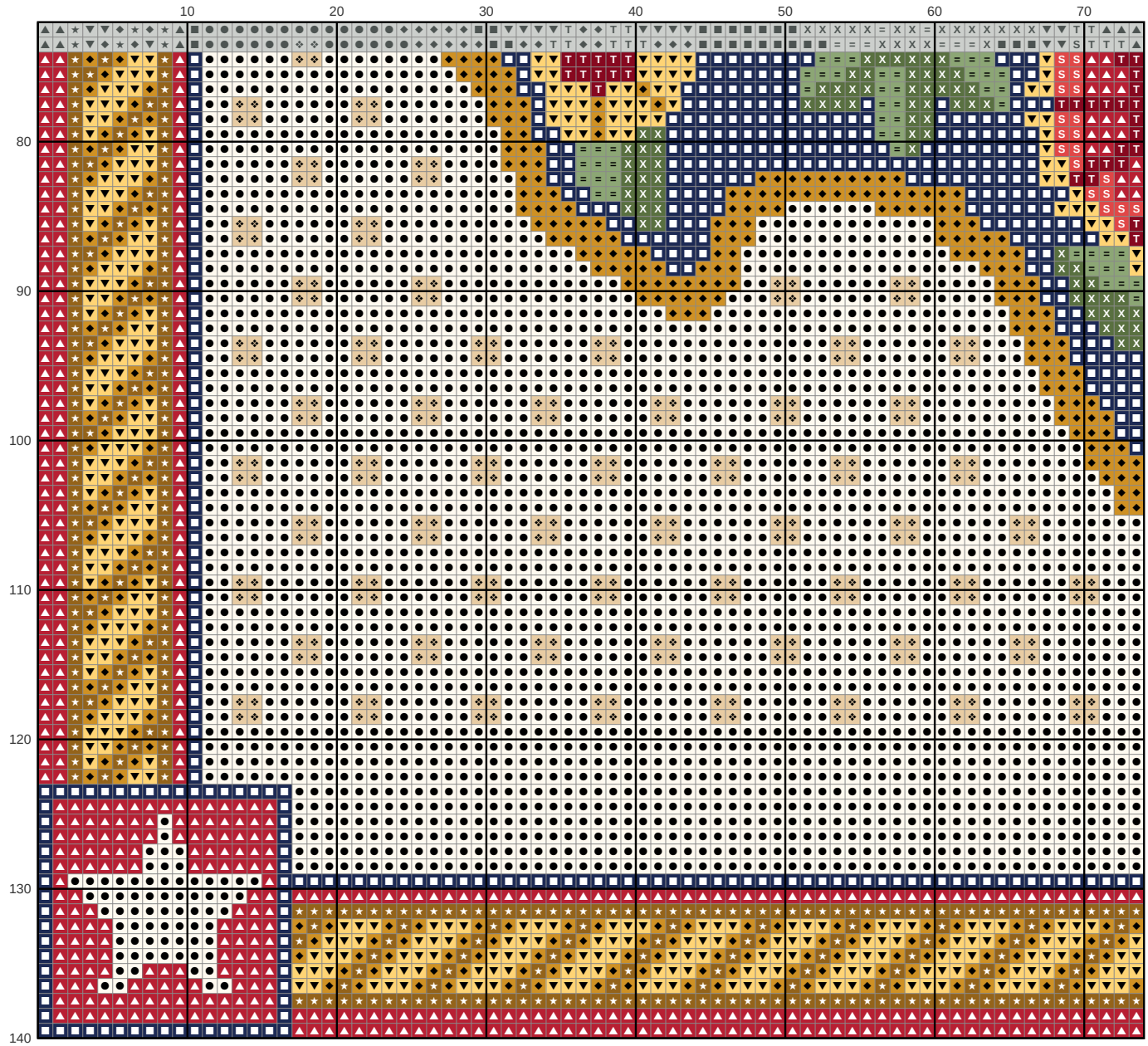


## Key

- ● **DMC 712** Cream
- ■ **DMC 939** Very Dark Navy Blue
- ▲ **DMC 304** Medium Red
- ◆ **DMC 783** Medium Topaz
- ▼ **DMC 743** Medium Yellow
- ★ **DMC 780** Ultra Very Dark Topaz
- ❖ **DMC 738** Very Light Tan
- X **DMC 987** Dark Forest Green
- = **DMC 989** Forest Green
- T **DMC 815** Medium Garnet
- S **DMC 350** Medium Coral

# Classic Texas state shape

Needlepoint pattern

Columns 75 to 140, rows 75 to 140. Gray squares: charted already, do not stitch again

This page is the dark part of the chart




## Key

| | | | | | |
|---|---|---|---|---|---|
| ● | **DMC 712** Cream | ❖ | **DMC 738** Very Light Tan | T | **DMC 815** Medium Garnet |
| ■ | **DMC 939** Very Dark Navy Blue | X | **DMC 987** Dark Forest Green | S | **DMC 350** Medium Coral |
| ▲ | **DMC 304** Medium Red | = | **DMC 989** Forest Green | K | **DMC 3733** Dusty Rose |
| ◆ | **DMC 783** Medium Topaz | Z | **DMC BLANC** White | C | **DMC 3731** Very Dark Dusty Rose |
| ▼ | **DMC 743** Medium Yellow | A | **DMC 3689** Light Mauve | | |
| ★ | **DMC 780** Ultra Very Dark Topaz | V | **DMC 3350** Ultra Dark Dusty Rose | | |