Classic shingled windmill by a pond

Needlepoint pattern | 90 x 126 stitches | 5 x 7 in (12.7 x 17.8 cm) on 18 mesh | 20 colors



How to stitch it



1. Each square is one tent stitch, up at 1, down at 2. Lines in continental, right to left, the canvas upside down for the next row; wide areas in basketweave.
2. Cut 18 in of thread. Start and end it without a knot left behind.
3. Mark the middle of the canvas. It is the outlined square on page 2, column 45, row 63 (DMC 646): start there. Count threads, not holes.
4. Go on from it: picture first, background last. Gray squares are on two pages: stitch them once.
5. When it is done, block it square.

First time? How to needlepoint: flossfield.com/needlepoint/guides/how-to-start/
How to read a chart: flossfield.com/needlepoint/guides/how-to-read-a-chart/

What you need

Canvas: blank mono canvas, 18 mesh (18 threads to the inch), cut 9 in wide x 11 in high (22.9 x 27.9 cm).

Needle: blunt tapestry, size 22. Also masking tape for the cut edges, and small scissors.

Thread: six-strand floss, 20 colors, about 22 skeins in all (an estimate). Stitch with 4 strands (5 or 6 if canvas shows).

Frame it: acid-free board and a frame.
How to frame needlepoint.

Thread list, DMC

			stitches	skeins
●	3042	Light Antique Violet	2,044	2
■	160	Medium Gray Blue	1,723	2
▲	224	Very Light Shell Pink	1,051	1
◆	778	Very Light Antique Mauve	1,009	1
▼	3865	Winter White	572	1
★	647	Medium Beaver Gray	547	1
❖	646	Dark Beaver Gray	513	1
X	644	Medium Beige Gray	507	1
H	793	Medium Cornflower Blue	440	1
+	3363	Medium Pine Green	397	1
=	794	Light Cornflower Blue	386	1
Z	3362	Dark Pine Green	380	1
A	3053	Green Gray	363	1
V	225	Ultra Very Light Shell Pink	348	1
T	844	Ultra Dark Beaver Gray	331	1
N	524	Very Light Fern Green	257	1
S	645	Very Dark Beaver Gray	157	1
K	791	Very Dark Cornflower Blue	146	1
E	3747	Very Light Blue Violet	128	1
C	977	Light Golden Brown	41	1

Skeins are estimates: the thread a stitch takes on the front and back of 18 mesh canvas, plus 30 percent, rounded up for each color.
Thread colors are approximate screen matches to DMC numbers. Check against real thread before you buy.
For your own stitching, gifts and handmade pieces you sell. Do not resell or share this PDF or copies of it.

Classic shingled windmill by a pond

Needlepoint pattern

Columns 1 to 90, rows 1 to 67. Start at the red outline

This page is the dark part of the chart



Key

- **DMC 3042** Light Antique Violet
- **DMC 160** Medium Gray Blue
- **DMC 224** Very Light Shell Pink
- **DMC 778** Very Light Antique Mauve
- **DMC 3865** Winter White
- **DMC 647** Medium Beaver Gray
- **DMC 646** Dark Beaver Gray
- **DMC 644** Medium Beige Gray
- **DMC 225** Ultra Very Light Shell Pink
- **DMC 844** Ultra Dark Beaver Gray
- **DMC 645** Very Dark Beaver Gray
- **DMC 977** Light Golden Brown

Classic shingled windmill by a pond

Needlepoint pattern

Columns 1 to 90, rows 68 to 126. Gray squares: charted already, do not stitch again

This page is the dark part of the chart

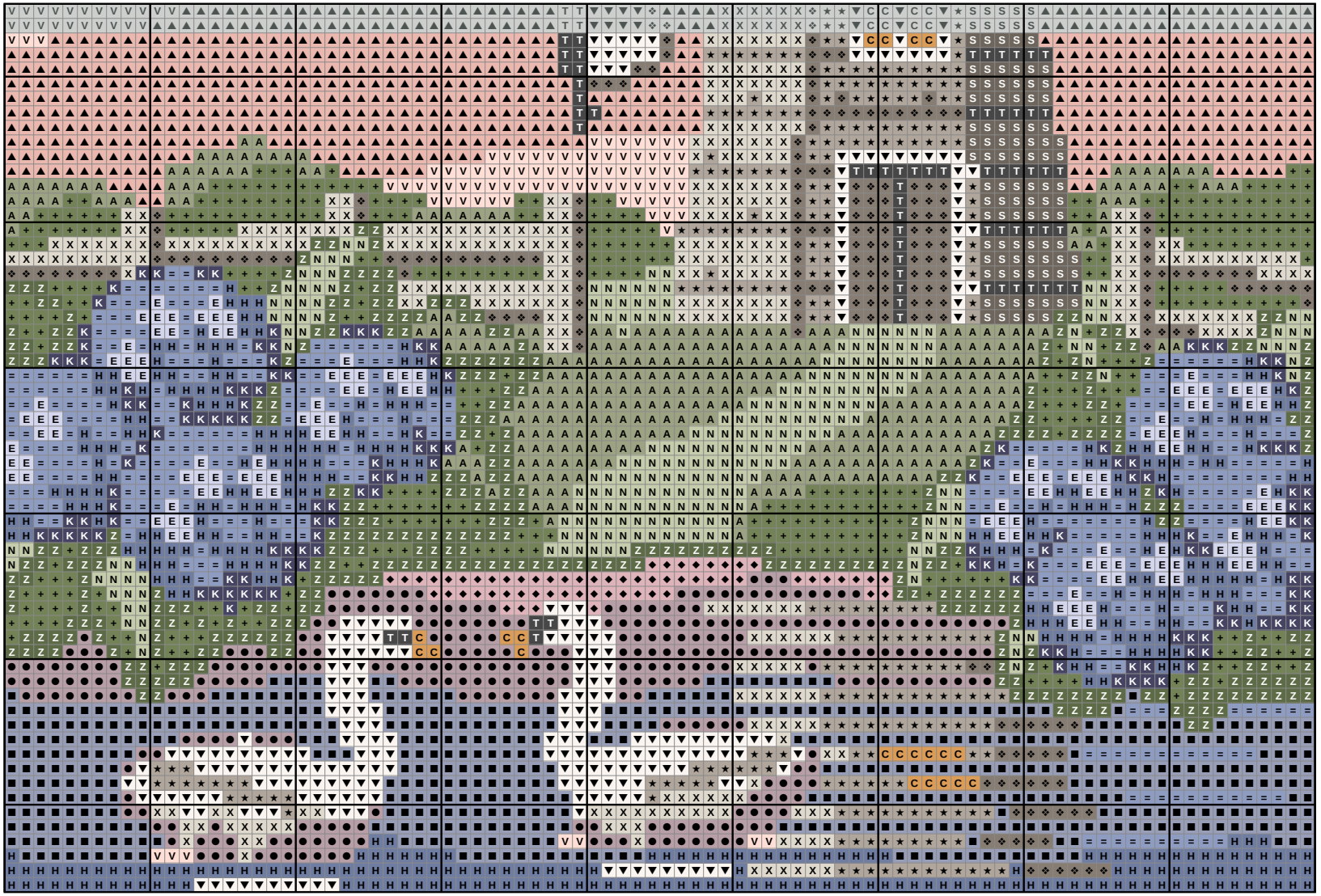

Key

- **DMC 3042** Light Antique Violet
- **DMC 160** Medium Gray Blue
- **DMC 224** Very Light Shell Pink
- **DMC 778** Very Light Antique Mauve
- **DMC 3865** Winter White
- **DMC 647** Medium Beaver Gray
- **DMC 646** Dark Beaver Gray
- **DMC 644** Medium Beige Gray
- **DMC 793** Medium Cornflower Blue
- **DMC 3363** Medium Pine Green
- **DMC 794** Light Cornflower Blue
- **DMC 3362** Dark Pine Green
- **DMC 3053** Green Gray
- **DMC 225** Ultra Very Light Shell Pink
- **DMC 844** Ultra Dark Beaver Gray
- **DMC 524** Very Light Fern Green
- **DMC 645** Very Dark Beaver Gray
- **DMC 791** Very Dark Cornflower Blue
- **DMC 3747** Very Light Blue Violet
- **DMC 977** Light Golden Brown