Classic three bears

Needlepoint pattern | 72 x 72 stitches | 4 x 4 in (10.2 x 10.2 cm) on 18 mesh | 13 colors



How to stitch it



1. Each square is one tent stitch, up at 1, down at 2. Lines in continental, right to left, the canvas upside down for the next row; wide areas in basketweave.
2. Cut 18 in of thread. Start and end it without a knot left behind.
3. Mark the middle of the canvas. It is the outlined square, column 36, row 36 (DMC 435): start there. Count threads, not holes.
4. Go on from it: picture first, background last. End the thread before crossing another color.
5. Last, two more rows all round in DMC 813: the board's edge hides them.

First time? How to needlepoint: flossfield.com/needlepoint/guides/how-to-start/
How to read a chart: flossfield.com/needlepoint/guides/how-to-read-a-chart/

What you need

Canvas: blank mono canvas, 18 mesh (18 threads to the inch), cut 8.5 in square (21.6 cm).

Needle: blunt tapestry, size 22. Also masking tape for the cut edges, and small scissors.

Thread: six-strand floss, 13 colors, about 15 skeins in all (an estimate). Stitch with 4 strands (5 or 6 if canvas shows).

Make it an ornament: board, thin batting, backing fabric and twisted cord.
How to finish an ornament.

Thread list, DMC

			stitches	skeins
●	813	Light Blue	2,871	3
■	BLANC	White	595	1
+	666	Bright Red	489	1
◆	433	Medium Brown	337	1
▲	435	Very Light Brown	188	1
▼	898	Very Dark Coffee Brown	156	1
H	798	Dark Delft Blue	135	1
A	498	Dark Red	119	1
X	799	Medium Delft Blue	88	1
❖	738	Very Light Tan	75	1
=	415	Pearl Gray	54	1
Z	745	Light Pale Yellow	47	1
★	310	Black	30	1

Skeins are estimates, with the two extra rows: the thread a stitch takes on the front and back of 18 mesh canvas, plus 30 percent, rounded up for each color.

Thread colors are approximate screen matches to DMC numbers. Check against real thread before you buy.

For your own stitching, gifts and handmade pieces you sell. Do not resell or share this PDF or copies of it.

Classic three bears

Needlepoint pattern

Chart: 72 x 72 stitches. Start at the red outline



Key

- ● **DMC 813** Light Blue
- ■ **DMC BLANC** White
- \+ **DMC 666** Bright Red
- ◆ **DMC 433** Medium Brown
- ▲ **DMC 435** Very Light Brown
- ▼ **DMC 898** Very Dark Coffee Brown
- H **DMC 798** Dark Delft Blue
- A **DMC 498** Dark Red
- X **DMC 799** Medium Delft Blue
- ❖ **DMC 738** Very Light Tan
- = **DMC 415** Pearl Gray
- Z **DMC 745** Light Pale Yellow
- ★ **DMC 310** Black