Classic tooth in a rose wreath

Needlepoint pattern | 90 x 90 stitches | 5 x 5 in (12.7 x 12.7 cm) on 18 mesh | 18 colors



How to stitch it



1. Each square is one tent stitch, up at 1, down at 2. Lines in continental, right to left, the canvas upside down for the next row; wide areas in basketweave.
2. Cut 18 in of thread. Start and end it without a knot left behind.
3. Mark the middle of the canvas. It is the outlined square on page 2, column 45, row 45 (DMC 928): start there. Count threads, not holes.
4. Go on from it: picture first, background last. Gray squares are on two pages: stitch them once.
5. Last, two more rows all round in DMC 934: the opening's edge hides them.

First time? How to needlepoint: flossfield.com/needlepoint/guides/how-to-start/
How to read a chart: flossfield.com/needlepoint/guides/how-to-read-a-chart/

What you need

Canvas: blank mono canvas, 18 mesh (18 threads to the inch), cut 9.5 in square (24.1 cm).

Needle: blunt tapestry, size 22. Also masking tape for the cut edges, and small scissors.

Thread: six-strand floss, 18 colors, about 21 skeins in all (an estimate). Stitch with 4 strands (5 or 6 if canvas shows).

Fit it into a lid: the box or tray, acid-free board and backing. Measure the opening first.
How to fit it into a lid.

Thread list, DMC

			stitches	skeins
●	**934**	Black Avocado Green	3,803	4
■	**221**	Very Dark Shell Pink	528	1
▲	**3752**	Very Light Antique Blue	410	1
◆	**3346**	Hunter Green	402	1
▼	**761**	Light Salmon	397	1
★	**3865**	Winter White	370	1
❖	**989**	Forest Green	359	1
X	**799**	Medium Delft Blue	287	1
H	**3348**	Light Yellow Green	280	1
+	**819**	Light Baby Pink	264	1
=	**3712**	Medium Salmon	254	1
Z	**930**	Dark Antique Blue	214	1
A	**928**	Very Light Gray Green	187	1
V	**415**	Pearl Gray	118	1
T	**318**	Light Steel Gray	73	1
N	**3822**	Light Straw	68	1
S	**3820**	Dark Straw	52	1
K	**782**	Dark Topaz	34	1

Skeins are estimates, with the two extra rows: the thread a stitch takes on the front and back of 18 mesh canvas, plus 30 percent, rounded up for each color.

Thread colors are approximate screen matches to DMC numbers. Check against real thread before you buy.

For your own stitching, gifts and handmade pieces you sell. Do not resell or share this PDF or copies of it.

Classic tooth in a rose wreath

Needlepoint pattern

Columns 1 to 49, rows 1 to 90. Start at the red outline

This page is the dark part of the chart



Key

- DMC 934 — Black Avocado Green
- DMC 221 — Very Dark Shell Pink
- DMC 3752 — Very Light Antique Blue
- DMC 3346 — Hunter Green
- DMC 761 — Light Salmon
- DMC 3865 — Winter White
- DMC 989 — Forest Green
- DMC 799 — Medium Delft Blue
- DMC 3348 — Light Yellow Green
- DMC 819 — Light Baby Pink
- DMC 3712 — Medium Salmon
- DMC 930 — Dark Antique Blue
- DMC 928 — Very Light Gray Green
- DMC 415 — Pearl Gray
- DMC 318 — Light Steel Gray
- DMC 3822 — Light Straw
- DMC 3820 — Dark Straw
- DMC 782 — Dark Topaz

Classic tooth in a rose wreath

Needlepoint pattern

Columns 50 to 90, rows 1 to 90. Gray squares: charted already, do not stitch again

This page is the dark part of the chart



Key

- **DMC 934** Black Avocado Green
- **DMC 221** Very Dark Shell Pink
- **DMC 3752** Very Light Antique Blue
- **DMC 3346** Hunter Green
- **DMC 761** Light Salmon
- **DMC 3865** Winter White
- **DMC 989** Forest Green
- **DMC 799** Medium Delft Blue
- **DMC 3348** Light Yellow Green
- **DMC 819** Light Baby Pink
- **DMC 3712** Medium Salmon
- **DMC 930** Dark Antique Blue
- **DMC 928** Very Light Gray Green
- **DMC 415** Pearl Gray
- **DMC 318** Light Steel Gray
- **DMC 3822** Light Straw
- **DMC 3820** Dark Straw
- **DMC 782** Dark Topaz