The great O-torii gate at low tide

Needlepoint pattern | 140 x 140 stitches | 14 x 14 in (35.6 x 35.6 cm) on 10 mesh | 18 colors



How to stitch it



1. Each square is one tent stitch, up at 1, down at 2. Lines in continental, right to left, the canvas upside down for the next row; wide areas in basketweave.
2. Cut 18 in of thread. Start and end it without a knot left behind.
3. Mark the middle of the canvas. It is the outlined square on page 2, column 70, row 70 (DMC 3825): start there. Count threads, not holes.
4. Go on from it: picture first, background last. Gray squares are on two pages: stitch them once.
5. Last, two more rows all round, each stitch in the color it lies beside: the seam hides them.

First time? How to needlepoint: flossfield.com/needlepoint/guides/how-to-start/
How to read a chart: flossfield.com/needlepoint/guides/how-to-read-a-chart/

What you need

Canvas: blank mono canvas, 10 mesh (10 threads to the inch), cut 18.5 in square (47 cm).

Needle: blunt tapestry, size 18. Also masking tape for the cut edges, and small scissors.

Thread: pearl cotton size 3, 18 colors, about 41 skeins in all (an estimate). Stitch with 2 lengths together.

Make it a pillow: backing fabric, an insert the size of the stitching or an inch larger, and cord or piping for the edge. How to finish a pillow.

Thread list, DMC

			stitches	skeins
●	**155**	Medium Dark Blue Violet	2,381	5
■	**778**	Very Light Antique Mauve	2,276	4
▲	**3825**	Pale Pumpkin	1,840	3
◆	**3771**	Ultra Very Light Terra Cotta	1,683	3
▼	**3777**	Very Dark Terra Cotta	1,338	3
★	**3836**	Light Grape	1,306	3
❖	**3371**	Black Brown	1,220	2
X	**3855**	Light Autumn Gold	1,153	2
H	**347**	Very Dark Salmon	1,009	2
+	**3740**	Dark Antique Violet	948	2
=	**350**	Medium Coral	903	2
Z	**3861**	Light Cocoa	877	2
A	**3860**	Cocoa	851	2
V	**161**	Gray Blue	656	2
T	**3750**	Very Dark Antique Blue	447	1
N	**351**	Coral	425	1
S	**160**	Medium Gray Blue	230	1
K	**3865**	Winter White	57	1

Skeins are estimates, with the two extra rows: the thread a stitch takes on the front and back of 10 mesh canvas, plus 30 percent, rounded up for each color.

Thread colors are approximate screen matches to DMC numbers. Check against real thread before you buy.

For your own stitching, gifts and handmade pieces you sell. Do not resell or share this PDF or copies of it.

The great O-torii gate at low tide Needlepoint pattern

Columns 1 to 74, rows 1 to 74. Start at the red outline

This page is the dark part of the chart



Key

- ● **DMC 155** Medium Dark Blue Violet
- ■ **DMC 778** Very Light Antique Mauve
- ▲ **DMC 3825** Pale Pumpkin
- ◆ **DMC 3771** Ultra Very Light Terra Cotta
- ▼ **DMC 3777** Very Dark Terra Cotta
- ★ **DMC 3836** Light Grape
- ❖ **DMC 3371** Black Brown
- X **DMC 3855** Light Autumn Gold
- H **DMC 347** Very Dark Salmon
- \+ **DMC 3740** Dark Antique Violet
- = **DMC 350** Medium Coral
- N **DMC 351** Coral

The great O-torii gate at low tide Needlepoint pattern

Columns 75 to 140, rows 1 to 74. Gray squares: charted already, do not stitch again

This page is the dark part of the chart



Key

- ● **DMC 155** Medium Dark Blue Violet
- ■ **DMC 778** Very Light Antique Mauve
- ▲ **DMC 3825** Pale Pumpkin
- ◆ **DMC 3771** Ultra Very Light Terra Cotta
- ▼ **DMC 3777** Very Dark Terra Cotta
- ★ **DMC 3836** Light Grape
- ❖ **DMC 3371** Black Brown
- X **DMC 3855** Light Autumn Gold
- H **DMC 347** Very Dark Salmon
- \+ **DMC 3740** Dark Antique Violet
- = **DMC 350** Medium Coral
- N **DMC 351** Coral

The great O-torii gate at low tide

Needlepoint pattern

Columns 1 to 74, rows 75 to 140. Gray squares: charted already, do not stitch again

This page is the dark part of the chart



Key

- ■ **DMC 778** Very Light Antique Mauve
- ▲ **DMC 3825** Pale Pumpkin
- ◆ **DMC 3771** Ultra Very Light Terra Cotta
- ▼ **DMC 3777** Very Dark Terra Cotta
- ❖ **DMC 3371** Black Brown
- X **DMC 3855** Light Autumn Gold
- H **DMC 347** Very Dark Salmon
- \+ **DMC 3740** Dark Antique Violet
- = **DMC 350** Medium Coral
- Z **DMC 3861** Light Cocoa
- A **DMC 3860** Cocoa
- V **DMC 161** Gray Blue
- T **DMC 3750** Very Dark Antique Blue
- N **DMC 351** Coral
- S **DMC 160** Medium Gray Blue

The great O-torii gate at low tide

Needlepoint pattern

Columns 75 to 140, rows 75 to 140. Gray squares: charted already, do not stitch again

This page is the dark part of the chart



Key

- ■ **DMC 778** Very Light Antique Mauve
- ▲ **DMC 3825** Pale Pumpkin
- ◆ **DMC 3771** Ultra Very Light Terra Cotta
- ▼ **DMC 3777** Very Dark Terra Cotta
- ❖ **DMC 3371** Black Brown
- X **DMC 3855** Light Autumn Gold
- H **DMC 347** Very Dark Salmon
- \+ **DMC 3740** Dark Antique Violet
- = **DMC 350** Medium Coral
- Z **DMC 3861** Light Cocoa
- A **DMC 3860** Cocoa
- V **DMC 161** Gray Blue
- T **DMC 3750** Very Dark Antique Blue
- N **DMC 351** Coral
- S **DMC 160** Medium Gray Blue
- K **DMC 3865** Winter White