Classic Tower Bridge

Needlepoint pattern | 72 x 72 stitches | 4 x 4 in (10.2 x 10.2 cm) on 18 mesh | 12 colors



How to stitch it



1. Each square is one tent stitch, up at 1, down at 2. Lines in continental, right to left, the canvas upside down for the next row; wide areas in basketweave.
2. Cut 18 in of thread. Start and end it without a knot left behind.
3. Mark the middle of the canvas. It is the outlined square, column 36, row 36 (DMC 823): start there. Count threads, not holes.
4. Go on from it: picture first, background last. End the thread before crossing another color.
5. Last, two more rows all round in DMC 823: the board's edge hides them.

First time? How to needlepoint: flossfield.com/needlepoint/guides/how-to-start/
How to read a chart: flossfield.com/needlepoint/guides/how-to-read-a-chart/

What you need

Canvas: blank mono canvas, 18 mesh (18 threads to the inch), cut 8.5 in square (21.6 cm).

Needle: blunt tapestry, size 22. Also masking tape for the cut edges, and small scissors.

Thread: six-strand floss, 12 colors, about 15 skeins in all (an estimate). Stitch with 4 strands (5 or 6 if canvas shows).

Make it an ornament: board, thin batting, backing fabric and twisted cord.
How to finish an ornament.

Thread list, DMC

			stitches	skeins				stitches	skeins
●	**823**	Dark Navy Blue	3,678	4	X	**898**	Very Dark Coffee Brown	88	1
▼	**738**	Very Light Tan	436	1	★	**ECRU**	Ecru	76	1
■	**745**	Light Pale Yellow	260	1	❖	**435**	Very Light Brown	68	1
Z	**825**	Dark Blue	211	1	=	**809**	Delft Blue	54	1
◆	**931**	Medium Antique Blue	158	1	+	**BLANC**	White	49	1
H	**597**	Turquoise	102	1	▲	**783**	Medium Topaz	4	1

Skeins are estimates, with the two extra rows: the thread a stitch takes on the front and back of 18 mesh canvas, plus 30 percent, rounded up for each color.

Thread colors are approximate screen matches to DMC numbers. Check against real thread before you buy.

For your own stitching, gifts and handmade pieces you sell. Do not resell or share this PDF or copies of it.

Classic Tower Bridge Needlepoint pattern

Chart: 72 x 72 stitches. Start at the red outline



Key

- ● **DMC 823** Dark Navy Blue
- ▼ **DMC 738** Very Light Tan
- ■ **DMC 745** Light Pale Yellow
- Z **DMC 825** Dark Blue
- ◆ **DMC 931** Medium Antique Blue
- H **DMC 597** Turquoise
- X **DMC 898** Very Dark Coffee Brown
- ★ **DMC ECRU** Ecru
- ❖ **DMC 435** Very Light Brown
- = **DMC 809** Delft Blue
- + **DMC BLANC** White
- ▲ **DMC 783** Medium Topaz