Classic town library in autumn

Needlepoint pattern | 90 x 90 stitches | 5 x 5 in (12.7 x 12.7 cm) on 18 mesh | 18 colors



How to stitch it



1. Each square is one tent stitch, up at 1, down at 2. Lines in continental, right to left, the canvas upside down for the next row; wide areas in basketweave.
2. Cut 18 in of thread. Start and end it without a knot left behind.
3. Mark the middle of the canvas. It is the outlined square on page 2, column 45, row 45 (DMC 918): start there. Count threads, not holes.
4. Go on from it: picture first, background last. Gray squares are on two pages: stitch them once.
5. Last, two more rows all round in DMC 154: the opening's edge hides them.

First time? How to needlepoint: flossfield.com/needlepoint/guides/how-to-start/
How to read a chart: flossfield.com/needlepoint/guides/how-to-read-a-chart/

What you need

Canvas: blank mono canvas, 18 mesh (18 threads to the inch), cut 9.5 in square (24.1 cm).

Needle: blunt tapestry, size 22. Also masking tape for the cut edges, and small scissors.

Thread: six-strand floss, 18 colors, about 19 skeins in all (an estimate). Stitch with 4 strands (5 or 6 if canvas shows).

Fit it into a lid: the box or tray, acid-free board and backing. Measure the opening first.
How to fit it into a lid.

Thread list, DMC

			stitches	skeins
●	154	Very Dark Grape	1,277	2
■	3325	Light Baby Blue	1,168	1
▲	712	Cream	1,116	1
◆	3033	Very Light Mocha Brown	625	1
▼	725	Medium Light Topaz	592	1
★	782	Dark Topaz	503	1
❖	841	Light Beige Brown	478	1
X	918	Dark Red Copper	471	1
H	946	Medium Burnt Orange	365	1
+	3830	Terra Cotta	343	1
=	3345	Dark Hunter Green	223	1
Z	931	Medium Antique Blue	166	1
A	741	Medium Tangerine	163	1
V	321	Red	161	1
T	436	Tan	144	1
N	470	Light Avocado Green	125	1
S	3778	Light Terra Cotta	122	1
K	738	Very Light Tan	58	1

Skeins are estimates, with the two extra rows: the thread a stitch takes on the front and back of 18 mesh canvas, plus 30 percent, rounded up for each color.

Thread colors are approximate screen matches to DMC numbers. Check against real thread before you buy.

For your own stitching, gifts and handmade pieces you sell. Do not resell or share this PDF or copies of it.

Classic town library in autumn

Needlepoint pattern

Columns 1 to 49, rows 1 to 90. Start at the red outline

This page is the dark part of the chart





Key

- **DMC 154** Very Dark Grape
- **DMC 3325** Light Baby Blue
- **DMC 712** Cream
- **DMC 3033** Very Light Mocha Brown
- **DMC 725** Medium Light Topaz
- **DMC 782** Dark Topaz
- **DMC 841** Light Beige Brown
- **DMC 918** Dark Red Copper
- **DMC 946** Medium Burnt Orange
- **DMC 3830** Terra Cotta
- **DMC 3345** Dark Hunter Green
- **DMC 931** Medium Antique Blue
- **DMC 741** Medium Tangerine
- **DMC 321** Red
- **DMC 436** Tan
- **DMC 470** Light Avocado Green
- **DMC 3778** Light Terra Cotta
- **DMC 738** Very Light Tan

Classic town library in autumn

Needlepoint pattern

Columns 50 to 90, rows 1 to 90. Gray squares: charted already, do not stitch again

This page is the dark part of the chart



Key

- **DMC 154** Very Dark Grape
- **DMC 3325** Light Baby Blue
- **DMC 712** Cream
- **DMC 3033** Very Light Mocha Brown
- **DMC 725** Medium Light Topaz
- **DMC 782** Dark Topaz
- **DMC 841** Light Beige Brown
- **DMC 918** Dark Red Copper
- **DMC 946** Medium Burnt Orange
- **DMC 3830** Terra Cotta
- **DMC 3345** Dark Hunter Green
- **DMC 931** Medium Antique Blue
- **DMC 741** Medium Tangerine
- **DMC 321** Red
- **DMC 436** Tan
- **DMC 470** Light Avocado Green
- **DMC 3778** Light Terra Cotta
- **DMC 738** Very Light Tan