Classic wooden toy train

Needlepoint pattern | 72 x 72 stitches | 4 x 4 in (10.2 x 10.2 cm) on 18 mesh | 14 colors



How to stitch it



1. Each square is one tent stitch, up at 1, down at 2. Lines in continental, right to left, the canvas upside down for the next row; wide areas in basketweave.
2. Cut 18 in of thread. Start and end it without a knot left behind.
3. Mark the middle of the canvas. It is the outlined square, column 36, row 36 (DMC 666): start there. Count threads, not holes.
4. Go on from it: picture first, background last. End the thread before crossing another color.
5. Last, two more rows all round in DMC 775: the board's edge hides them.

First time? How to needlepoint: flossfield.com/needlepoint/guides/how-to-start/
How to read a chart: flossfield.com/needlepoint/guides/how-to-read-a-chart/

What you need

Canvas: blank mono canvas, 18 mesh (18 threads to the inch), cut 8.5 in square (21.6 cm).

Needle: blunt tapestry, size 22. Also masking tape for the cut edges, and small scissors.

Thread: six-strand floss, 14 colors, about 17 skeins in all (an estimate). Stitch with 4 strands (5 or 6 if canvas shows).

Make it an ornament: board, thin batting, backing fabric and twisted cord.
How to finish an ornament.

Thread list, DMC

			stitches	skeins
●	**775**	Very Light Baby Blue	3,926	4
■	**825**	Dark Blue	260	1
◆	**797**	Royal Blue	204	1
▼	**666**	Bright Red	203	1
❖	**783**	Medium Topaz	112	1
▲	**823**	Dark Navy Blue	93	1
★	**498**	Dark Red	81	1
H	**726**	Light Topaz	60	1
A	**702**	Kelly Green	52	1
X	**782**	Dark Topaz	51	1
V	**700**	Bright Green	38	1
+	**970**	Light Pumpkin	36	1
=	**597**	Turquoise	36	1
Z	**351**	Coral	32	1

Skeins are estimates, with the two extra rows: the thread a stitch takes on the front and back of 18 mesh canvas, plus 30 percent, rounded up for each color.

Thread colors are approximate screen matches to DMC numbers. Check against real thread before you buy.

For your own stitching, gifts and handmade pieces you sell. Do not resell or share this PDF or copies of it.

Classic wooden toy train

Needlepoint pattern

Chart: 72 x 72 stitches. Start at the red outline

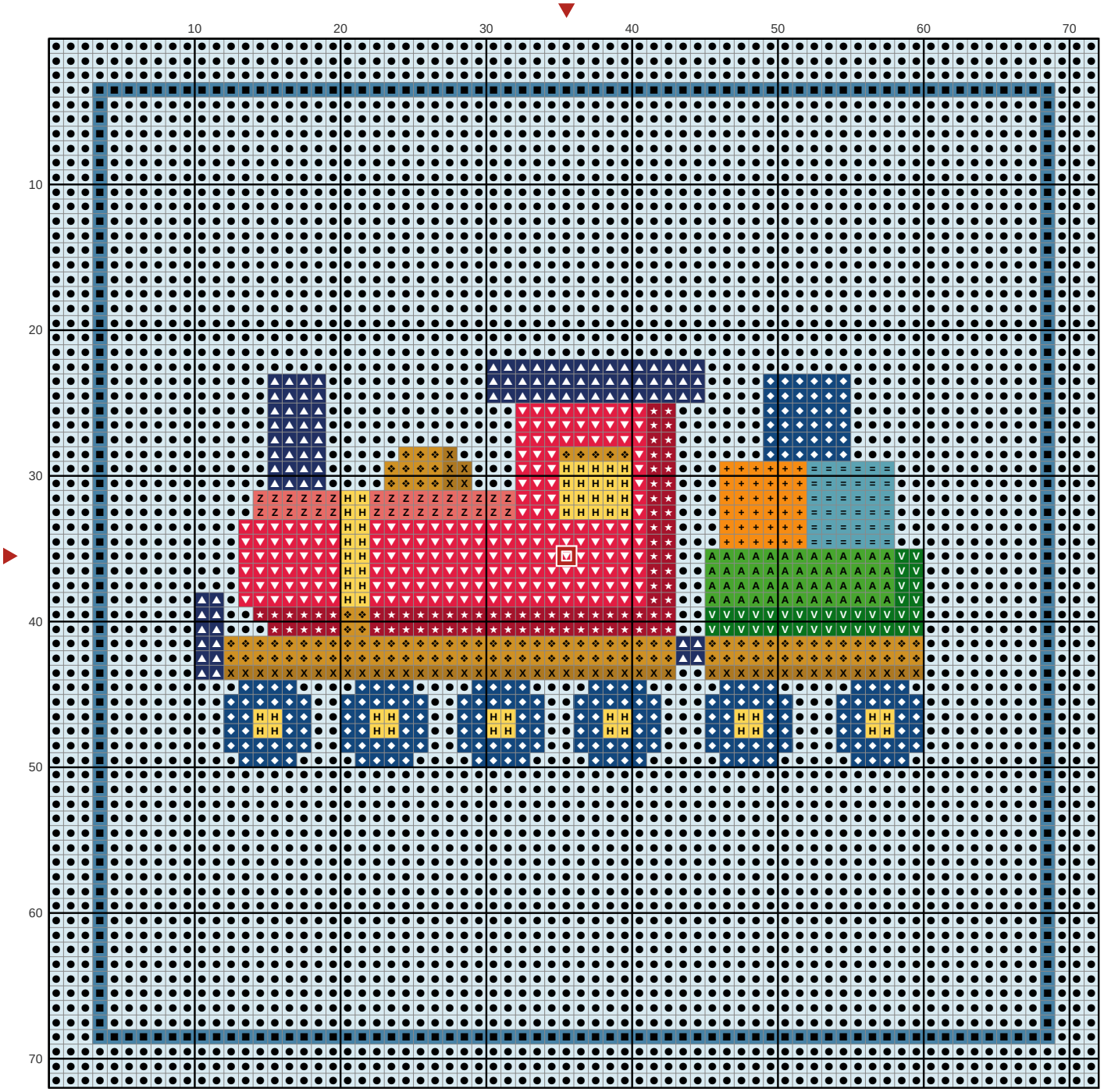

Key

● **DMC 775** Very Light Baby Blue	▲ **DMC 823** Dark Navy Blue	V **DMC 700** Bright Green
■ **DMC 825** Dark Blue	★ **DMC 498** Dark Red	+ **DMC 970** Light Pumpkin
◆ **DMC 797** Royal Blue	H **DMC 726** Light Topaz	= **DMC 597** Turquoise
▼ **DMC 666** Bright Red	A **DMC 702** Kelly Green	Z **DMC 351** Coral
❖ **DMC 783** Medium Topaz	X **DMC 782** Dark Topaz	