Appalachian Trail sign at sunrise

Needlepoint pattern | 90 x 126 stitches | 5 x 7 in (12.7 x 17.8 cm) on 18 mesh | 20 colors



How to stitch it



1. Each square is one tent stitch, up at 1, down at 2. Lines in continental, right to left, the canvas upside down for the next row; wide areas in basketweave.
2. Cut 18 in of thread. Start and end it without a knot left behind.
3. Mark the middle of the canvas. It is the outlined square on page 2, column 45, row 63 (DMC 744): start there. Count threads, not holes.
4. Go on from it: picture first, background last. Gray squares are on two pages: stitch them once.
5. When it is done, block it square.

First time? How to needlepoint: flossfield.com/needlepoint/guides/how-to-start/
How to read a chart: flossfield.com/needlepoint/guides/how-to-read-a-chart/

What you need

Canvas: blank mono canvas, 18 mesh (18 threads to the inch), cut 9 in wide x 11 in high (22.9 x 27.9 cm).

Needle: blunt tapestry, size 22. Also masking tape for the cut edges, and small scissors.

Thread: six-strand floss, 20 colors, about 21 skeins in all (an estimate). Stitch with 4 strands (5 or 6 if canvas shows).

Frame it: acid-free board and a frame.
How to frame needlepoint.

Thread list, DMC

			stitches	skeins
●	3347	Medium Yellow Green	1,317	2
■	211	Light Lavender	1,211	1
▲	471	Very Light Avocado Green	905	1
◆	3031	Very Dark Mocha Brown	868	1
▼	869	Very Dark Hazelnut Brown	795	1
★	156	Medium Light Blue Violet	751	1
❖	986	Very Dark Forest Green	655	1
X	422	Light Hazelnut Brown	601	1
H	924	Very Dark Gray Green	597	1
+	155	Medium Dark Blue Violet	514	1
=	161	Gray Blue	435	1
Z	3341	Apricot	410	1
A	3733	Dusty Rose	393	1
V	963	Ultra Very Light Dusty Rose	375	1
T	744	Pale Yellow	334	1
N	3824	Light Apricot	327	1
S	3827	Pale Golden Brown	278	1
K	712	Cream	245	1
E	3078	Very Light Golden Yellow	207	1
C	3350	Ultra Dark Dusty Rose	122	1

Skeins are estimates: the thread a stitch takes on the front and back of 18 mesh canvas, plus 30 percent, rounded up for each color.
Thread colors are approximate screen matches to DMC numbers. Check against real thread before you buy.
For your own stitching, gifts and handmade pieces you sell. Do not resell or share this PDF or copies of it.

Appalachian Trail sign at sunrise

Needlepoint pattern

Columns 1 to 90, rows 1 to 67. Start at the red outline

This page is the dark part of the chart



Key

- **DMC 3347** Medium Yellow Green
- **DMC 211** Light Lavender
- **DMC 471** Very Light Avocado Green
- **DMC 3031** Very Dark Mocha Brown
- **DMC 869** Very Dark Hazelnut Brown
- **DMC 156** Medium Light Blue Violet
- **DMC 986** Very Dark Forest Green
- **DMC 422** Light Hazelnut Brown
- **DMC 924** Very Dark Gray Green
- **DMC 3341** Apricot
- **DMC 744** Pale Yellow
- **DMC 3824** Light Apricot
- **DMC 3827** Pale Golden Brown
- **DMC 712** Cream
- **DMC 3078** Very Light Golden Yellow

Appalachian Trail sign at sunrise

Needlepoint pattern

Columns 1 to 90, rows 68 to 126. Gray squares: charted already, do not stitch again

This page is the dark part of the chart



Key

- ● **DMC 3347** Medium Yellow Green
- ■ **DMC 211** Light Lavender
- ▲ **DMC 471** Very Light Avocado Green
- ◆ **DMC 3031** Very Dark Mocha Brown
- ▼ **DMC 869** Very Dark Hazelnut Brown
- ❖ **DMC 986** Very Dark Forest Green
- X **DMC 422** Light Hazelnut Brown
- H **DMC 924** Very Dark Gray Green
- \+ **DMC 155** Medium Dark Blue Violet
- = **DMC 161** Gray Blue
- A **DMC 3733** Dusty Rose
- V **DMC 963** Ultra Very Light Dusty Rose
- T **DMC 744** Pale Yellow
- S **DMC 3827** Pale Golden Brown
- K **DMC 712** Cream
- E **DMC 3078** Very Light Golden Yellow
- C **DMC 3350** Ultra Dark Dusty Rose