Classic treasure chest

Needlepoint pattern | 72 x 72 stitches | 4 x 4 in (10.2 x 10.2 cm) on 18 mesh | 13 colors



How to stitch it



1. Each square is one tent stitch, up at 1, down at 2. Lines in continental, right to left, the canvas upside down for the next row; wide areas in basketweave.
2. Cut 18 in of thread. Start and end it without a knot left behind.
3. Mark the middle of the canvas. It is the outlined square, column 36, row 36 (DMC 783): start there. Count threads, not holes.
4. Go on from it: picture first, background last. End the thread before crossing another color.
5. Last, two more rows all round in DMC 3812: the board's edge hides them.

First time? How to needlepoint: flossfield.com/needlepoint/guides/how-to-start/
How to read a chart: flossfield.com/needlepoint/guides/how-to-read-a-chart/

What you need

Canvas: blank mono canvas, 18 mesh (18 threads to the inch), cut 8.5 in square (21.6 cm).

Needle: blunt tapestry, size 22. Also masking tape for the cut edges, and small scissors.

Thread: six-strand floss, 13 colors, about 15 skeins in all (an estimate). Stitch with 4 strands (5 or 6 if canvas shows).

Make it an ornament: board, thin batting, backing fabric and twisted cord.
How to finish an ornament.

Thread list, DMC

			stitches	skeins
●	**3812**	Very Dark Seagreen	3,162	3
■	**783**	Medium Topaz	516	1
◆	**433**	Medium Brown	508	1
▼	**814**	Dark Garnet	380	1
▲	**3799**	Very Dark Pewter Gray	344	1
★	**726**	Light Topaz	70	1
A	**435**	Very Light Brown	60	1
❖	**782**	Dark Topaz	46	1
H	**BLANC**	White	32	1
X	**666**	Bright Red	30	1
Z	**414**	Dark Steel Gray	14	1
+	**702**	Kelly Green	11	1
=	**797**	Royal Blue	11	1

Skeins are estimates, with the two extra rows: the thread a stitch takes on the front and back of 18 mesh canvas, plus 30 percent, rounded up for each color.

Thread colors are approximate screen matches to DMC numbers. Check against real thread before you buy.

For your own stitching, gifts and handmade pieces you sell. Do not resell or share this PDF or copies of it.

Classic treasure chest

Needlepoint pattern

Chart: 72 x 72 stitches. Start at the red outline



Key

- **DMC 3812** Very Dark Seagreen
- **DMC 783** Medium Topaz
- **DMC 433** Medium Brown
- **DMC 814** Dark Garnet
- **DMC 3799** Very Dark Pewter Gray
- **DMC 726** Light Topaz
- **DMC 435** Very Light Brown
- **DMC 782** Dark Topaz
- **DMC BLANC** White
- **DMC 666** Bright Red
- **DMC 414** Dark Steel Gray
- **DMC 702** Kelly Green
- **DMC 797** Royal Blue