Classic trilliums

Needlepoint pattern | 90 x 126 stitches | 5 x 7 in (12.7 x 17.8 cm) on 18 mesh | 19 colors



How to stitch it



1. Each square is one tent stitch, up at 1, down at 2. Lines in continental, right to left, the canvas upside down for the next row; wide areas in basketweave.
2. Cut 18 in of thread. Start and end it without a knot left behind.
3. Mark the middle of the canvas. It is the outlined square on page 2, column 45, row 63 (DMC 712): start there. Count threads, not holes.
4. Go on from it: picture first, background last. Gray squares are on two pages: stitch them once.
5. When it is done, block it square.

First time? How to needlepoint: flossfield.com/needlepoint/guides/how-to-start/
How to read a chart: flossfield.com/needlepoint/guides/how-to-read-a-chart/

What you need

Canvas: blank mono canvas, 18 mesh (18 threads to the inch), cut 9 in wide x 11 in high (22.9 x 27.9 cm).

Needle: blunt tapestry, size 22. Also masking tape for the cut edges, and small scissors.

Thread: six-strand floss, 19 colors, about 22 skeins in all (an estimate). Stitch with 4 strands (5 or 6 if canvas shows).

Frame it: acid-free board and a frame.
How to frame needlepoint.

Thread list, DMC

			stitches	skeins
●	3371	Black Brown	4,629	4
■	936	Very Dark Avocado Green	1,021	1
▲	3033	Very Light Mocha Brown	901	1
◆	522	Fern Green	843	1
▼	934	Black Avocado Green	782	1
★	3363	Medium Pine Green	705	1
❖	648	Light Beaver Gray	536	1
X	712	Cream	482	1
H	779	Dark Cocoa	299	1
+	801	Dark Coffee Brown	263	1
=	152	Medium Light Shell Pink	221	1
Z	3722	Medium Shell Pink	198	1
A	3013	Light Khaki Green	119	1
V	225	Ultra Very Light Shell Pink	118	1
T	3821	Straw	64	1
N	780	Ultra Very Dark Topaz	57	1
S	3022	Medium Brown Gray	56	1
K	783	Medium Topaz	30	1
E	221	Very Dark Shell Pink	16	1

Skeins are estimates: the thread a stitch takes on the front and back of 18 mesh canvas, plus 30 percent, rounded up for each color.
Thread colors are approximate screen matches to DMC numbers. Check against real thread before you buy.
For your own stitching, gifts and handmade pieces you sell. Do not resell or share this PDF or copies of it.

Classic trilliums

Needlepoint pattern

Columns 1 to 90, rows 1 to 67. Start at the red outline

This page is the dark part of the chart



Key

- **DMC 3371** Black Brown
- **DMC 936** Very Dark Avocado Green
- **DMC 3033** Very Light Mocha Brown
- **DMC 522** Fern Green
- **DMC 934** Black Avocado Green
- **DMC 3363** Medium Pine Green
- **DMC 648** Light Beaver Gray
- **DMC 712** Cream
- **DMC 152** Medium Light Shell Pink
- **DMC 3722** Medium Shell Pink
- **DMC 3013** Light Khaki Green
- **DMC 225** Ultra Very Light Shell Pink
- **DMC 3821** Straw
- **DMC 780** Ultra Very Dark Topaz
- **DMC 3022** Medium Brown Gray
- **DMC 783** Medium Topaz
- **DMC 221** Very Dark Shell Pink

Classic trilliums

Needlepoint pattern

Columns 1 to 90, rows 68 to 126. Gray squares: charted already, do not stitch again

This page is the dark part of the chart



Key

- **DMC 3371** Black Brown
- **DMC 936** Very Dark Avocado Green
- **DMC 3033** Very Light Mocha Brown
- **DMC 522** Fern Green
- **DMC 934** Black Avocado Green
- **DMC 3363** Medium Pine Green
- **DMC 648** Light Beaver Gray
- **DMC 712** Cream
- **DMC 779** Dark Cocoa
- **DMC 801** Dark Coffee Brown
- **DMC 3013** Light Khaki Green
- **DMC 3022** Medium Brown Gray