Classic brown trout over river stones

Needlepoint pattern | 90 x 90 stitches | 5 x 5 in (12.7 x 12.7 cm) on 18 mesh | 18 colors



How to stitch it



1. Each square is one tent stitch, up at 1, down at 2. Lines in continental, right to left, the canvas upside down for the next row; wide areas in basketweave.
2. Cut 18 in of thread. Start and end it without a knot left behind.
3. Mark the middle of the canvas. It is the outlined square on page 2, column 45, row 45 (DMC 677): start there. Count threads, not holes.
4. Go on from it: picture first, background last. Gray squares are on two pages: stitch them once.
5. Last, two more rows all round, each stitch in the color it lies beside: the opening's edge hides them.

First time? How to needlepoint: flossfield.com/needlepoint/guides/how-to-start/
How to read a chart: flossfield.com/needlepoint/guides/how-to-read-a-chart/

What you need

Canvas: blank mono canvas, 18 mesh (18 threads to the inch), cut 9.5 in square (24.1 cm).

Needle: blunt tapestry, size 22. Also masking tape for the cut edges, and small scissors.

Thread: six-strand floss, 18 colors, about 20 skeins in all (an estimate). Stitch with 4 strands (5 or 6 if canvas shows).

Fit it into a lid: the box or tray, acid-free board and backing. Measure the opening first.
How to fit it into a lid.

Thread list, DMC

			stitches	skeins
●	503	Medium Blue Green	1,565	2
■	502	Blue Green	1,364	2
▲	501	Dark Blue Green	1,155	1
◆	936	Very Dark Avocado Green	763	1
▼	500	Very Dark Blue Green	614	1
★	831	Medium Golden Olive	410	1
❖	729	Medium Old Gold	350	1
X	829	Very Dark Golden Olive	295	1
H	434	Light Brown	279	1
+	676	Light Old Gold	239	1
=	677	Very Light Old Gold	229	1
Z	3768	Dark Gray Green	195	1
A	469	Avocado Green	192	1
V	926	Medium Gray Green	171	1
T	3371	Black Brown	91	1
N	924	Very Dark Gray Green	82	1
S	504	Very Light Blue Green	78	1
K	347	Very Dark Salmon	28	1

Skeins are estimates, with the two extra rows: the thread a stitch takes on the front and back of 18 mesh canvas, plus 30 percent, rounded up for each color.

Thread colors are approximate screen matches to DMC numbers. Check against real thread before you buy.

For your own stitching, gifts and handmade pieces you sell. Do not resell or share this PDF or copies of it.

Classic brown trout over river stones

Needlepoint pattern

Columns 1 to 49, rows 1 to 90. Start at the red outline

This page is the dark part of the chart



Key

- **DMC 503** Medium Blue Green
- **DMC 502** Blue Green
- **DMC 501** Dark Blue Green
- **DMC 936** Very Dark Avocado Green
- **DMC 500** Very Dark Blue Green
- **DMC 831** Medium Golden Olive
- **DMC 729** Medium Old Gold
- **DMC 829** Very Dark Golden Olive
- **DMC 434** Light Brown
- **DMC 676** Light Old Gold
- **DMC 677** Very Light Old Gold
- **DMC 3768** Dark Gray Green
- **DMC 469** Avocado Green
- **DMC 926** Medium Gray Green
- **DMC 3371** Black Brown
- **DMC 924** Very Dark Gray Green
- **DMC 504** Very Light Blue Green
- **DMC 347** Very Dark Salmon

Classic brown trout over river stones

Needlepoint pattern

Columns 50 to 90, rows 1 to 90. Gray squares: charted already, do not stitch again

This page is the dark part of the chart



Key

- ● **DMC 503** Medium Blue Green
- ■ **DMC 502** Blue Green
- ▲ **DMC 501** Dark Blue Green
- ◆ **DMC 936** Very Dark Avocado Green
- ▼ **DMC 500** Very Dark Blue Green
- ★ **DMC 831** Medium Golden Olive
- ❖ **DMC 729** Medium Old Gold
- X **DMC 829** Very Dark Golden Olive
- H **DMC 434** Light Brown
- \+ **DMC 676** Light Old Gold
- = **DMC 677** Very Light Old Gold
- Z **DMC 3768** Dark Gray Green
- A **DMC 469** Avocado Green
- V **DMC 926** Medium Gray Green
- T **DMC 3371** Black Brown
- N **DMC 924** Very Dark Gray Green
- S **DMC 504** Very Light Blue Green
- K **DMC 347** Very Dark Salmon