Classic tureen

Needlepoint pattern | 90 x 126 stitches | 5 x 7 in (12.7 x 17.8 cm) on 18 mesh | 20 colors



How to stitch it



1. Each square is one tent stitch, up at 1, down at 2. Lines in continental, right to left, the canvas upside down for the next row; wide areas in basketweave.
2. Cut 18 in of thread. Start and end it without a knot left behind.
3. Mark the middle of the canvas. It is the outlined square on page 2, column 45, row 63 (DMC 3688): start there. Count threads, not holes.
4. Go on from it: picture first, background last. Gray squares are on two pages: stitch them once.
5. When it is done, block it square.

First time? How to needlepoint: flossfield.com/needlepoint/guides/how-to-start/
How to read a chart: flossfield.com/needlepoint/guides/how-to-read-a-chart/

What you need

Canvas: blank mono canvas, 18 mesh (18 threads to the inch), cut 9 in wide x 11 in high (22.9 x 27.9 cm).

Needle: blunt tapestry, size 22. Also masking tape for the cut edges, and small scissors.

Thread: six-strand floss, 20 colors, about 22 skeins in all (an estimate). Stitch with 4 strands (5 or 6 if canvas shows).

Frame it: acid-free board and a frame.
How to frame needlepoint.

Thread list, DMC

			stitches	skeins
●	**938**	Ultra Dark Coffee Brown	3,729	3
■	**934**	Black Avocado Green	930	1
▲	**898**	Very Dark Coffee Brown	759	1
◆	**712**	Cream	686	1
▼	**3687**	Mauve	642	1
★	**963**	Ultra Very Light Dusty Rose	608	1
❖	**3688**	Medium Mauve	483	1
X	**902**	Very Dark Garnet	440	1
H	**780**	Ultra Very Dark Topaz	404	1
+	**433**	Medium Brown	341	1
=	**3047**	Light Yellow Beige	336	1
Z	**739**	Ultra Very Light Tan	322	1
A	**3350**	Ultra Dark Dusty Rose	317	1
V	**3820**	Dark Straw	263	1
T	**3790**	Ultra Dark Beige Gray	249	1
N	**642**	Dark Beige Gray	227	1
S	**937**	Medium Avocado Green	225	1
K	**3822**	Light Straw	178	1
E	**501**	Dark Blue Green	120	1
C	**3052**	Medium Green Gray	81	1

Skeins are estimates: the thread a stitch takes on the front and back of 18 mesh canvas, plus 30 percent, rounded up for each color.
Thread colors are approximate screen matches to DMC numbers. Check against real thread before you buy.
For your own stitching, gifts and handmade pieces you sell. Do not resell or share this PDF or copies of it.

Classic tureen

Needlepoint pattern

Columns 1 to 90, rows 1 to 67. Start at the red outline

This page is the dark part of the chart



Key

- **DMC 938** Ultra Dark Coffee Brown
- **DMC 934** Black Avocado Green
- **DMC 712** Cream
- **DMC 3687** Mauve
- **DMC 963** Ultra Very Light Dusty Rose
- **DMC 3688** Medium Mauve
- **DMC 902** Very Dark Garnet
- **DMC 3047** Light Yellow Beige
- **DMC 3350** Ultra Dark Dusty Rose
- **DMC 3820** Dark Straw
- **DMC 642** Dark Beige Gray
- **DMC 937** Medium Avocado Green
- **DMC 3822** Light Straw
- **DMC 501** Dark Blue Green
- **DMC 3052** Medium Green Gray

Classic tureen

Needlepoint pattern

Columns 1 to 90, rows 68 to 126. Gray squares: charted already, do not stitch again

This page is the dark part of the chart



Key

- **DMC 938** Ultra Dark Coffee Brown
- **DMC 934** Black Avocado Green
- **DMC 898** Very Dark Coffee Brown
- **DMC 712** Cream
- **DMC 3687** Mauve
- **DMC 963** Ultra Very Light Dusty Rose
- **DMC 3688** Medium Mauve
- **DMC 902** Very Dark Garnet
- **DMC 780** Ultra Very Dark Topaz
- **DMC 433** Medium Brown
- **DMC 3047** Light Yellow Beige
- **DMC 739** Ultra Very Light Tan
- **DMC 3350** Ultra Dark Dusty Rose
- **DMC 3820** Dark Straw
- **DMC 3790** Ultra Dark Beige Gray
- **DMC 642** Dark Beige Gray
- **DMC 937** Medium Avocado Green
- **DMC 3822** Light Straw
- **DMC 501** Dark Blue Green
- **DMC 3052** Medium Green Gray