Classic Ugly Duckling

Needlepoint pattern | 90 x 126 stitches | 5 x 7 in (12.7 x 17.8 cm) on 18 mesh | 20 colors



How to stitch it



1. Each square is one tent stitch, up at 1, down at 2. Lines in continental, right to left, the canvas upside down for the next row; wide areas in basketweave.
2. Cut 18 in of thread. Start and end it without a knot left behind.
3. Mark the middle of the canvas. It is the outlined square on page 2, column 45, row 63 (DMC 3855): start there. Count threads, not holes.
4. Go on from it: picture first, background last. Gray squares are on two pages: stitch them once.
5. When it is done, block it square.

First time? How to needlepoint: flossfield.com/needlepoint/guides/how-to-start/
How to read a chart: flossfield.com/needlepoint/guides/how-to-read-a-chart/

What you need

Canvas: blank mono canvas, 18 mesh (18 threads to the inch), cut 9 in wide x 11 in high (22.9 x 27.9 cm).

Needle: blunt tapestry, size 22. Also masking tape for the cut edges, and small scissors.

Thread: six-strand floss, 20 colors, about 21 skeins in all (an estimate). Stitch with 4 strands (5 or 6 if canvas shows).

Frame it: acid-free board and a frame.
How to frame needlepoint.

Thread list, DMC

			stitches	skeins
●	3865	Winter White	1,511	2
■	3836	Light Grape	1,164	1
▲	155	Medium Dark Blue Violet	1,163	1
◆	341	Light Blue Violet	1,019	1
▼	3688	Medium Mauve	983	1
★	3746	Dark Blue Violet	865	1
❖	3825	Pale Pumpkin	763	1
X	3747	Very Light Blue Violet	753	1
H	352	Light Coral	646	1
+	647	Medium Beaver Gray	398	1
=	3855	Light Autumn Gold	318	1
Z	453	Light Shell Gray	308	1
A	3835	Medium Grape	299	1
V	646	Dark Beaver Gray	299	1
T	645	Very Dark Beaver Gray	206	1
N	918	Dark Red Copper	188	1
S	921	Copper	142	1
K	3799	Very Dark Pewter Gray	133	1
E	402	Very Light Mahogany	125	1
C	745	Light Pale Yellow	57	1

Skeins are estimates: the thread a stitch takes on the front and back of 18 mesh canvas, plus 30 percent, rounded up for each color.
Thread colors are approximate screen matches to DMC numbers. Check against real thread before you buy.
For your own stitching, gifts and handmade pieces you sell. Do not resell or share this PDF or copies of it.

Classic Ugly Duckling

Needlepoint pattern

Columns 1 to 90, rows 1 to 67. Start at the red outline

This page is the dark part of the chart



Key

- ● **DMC 3865** Winter White
- ■ **DMC 3836** Light Grape
- ▲ **DMC 155** Medium Dark Blue Violet
- ◆ **DMC 341** Light Blue Violet
- ▼ **DMC 3688** Medium Mauve
- ★ **DMC 3746** Dark Blue Violet
- ❖ **DMC 3825** Pale Pumpkin
- X **DMC 3747** Very Light Blue Violet
- H **DMC 352** Light Coral
- \+ **DMC 647** Medium Beaver Gray
- = **DMC 3855** Light Autumn Gold
- Z **DMC 453** Light Shell Gray
- A **DMC 3835** Medium Grape
- V **DMC 646** Dark Beaver Gray
- T **DMC 645** Very Dark Beaver Gray
- N **DMC 918** Dark Red Copper
- S **DMC 921** Copper
- K **DMC 3799** Very Dark Pewter Gray
- E **DMC 402** Very Light Mahogany
- C **DMC 745** Light Pale Yellow

Classic Ugly Duckling

Needlepoint pattern

Columns 1 to 90, rows 68 to 126. Gray squares: charted already, do not stitch again

This page is the dark part of the chart



Key

- ● **DMC 3865** Winter White
- ■ **DMC 3836** Light Grape
- ▲ **DMC 155** Medium Dark Blue Violet
- ◆ **DMC 341** Light Blue Violet
- ▼ **DMC 3688** Medium Mauve
- ❖ **DMC 3825** Pale Pumpkin
- X **DMC 3747** Very Light Blue Violet
- \+ **DMC 647** Medium Beaver Gray
- = **DMC 3855** Light Autumn Gold
- Z **DMC 453** Light Shell Gray
- A **DMC 3835** Medium Grape
- V **DMC 646** Dark Beaver Gray
- T **DMC 645** Very Dark Beaver Gray
- N **DMC 918** Dark Red Copper
- S **DMC 921** Copper
- K **DMC 3799** Very Dark Pewter Gray
- E **DMC 402** Very Light Mahogany
- C **DMC 745** Light Pale Yellow