Classic Viking longship in a fjord

Needlepoint pattern | 140 x 140 stitches | 14 x 14 in (35.6 x 35.6 cm) on 10 mesh | 24 colors



How to stitch it



1. Each square is one tent stitch, up at 1, down at 2. Lines in continental, right to left, the canvas upside down for the next row; wide areas in basketweave.
2. Cut 18 in of thread. Start and end it without a knot left behind.
3. Mark the middle of the canvas. It is the outlined square on page 2, column 70, row 70 (DMC 921): start there. Count threads, not holes.
4. Go on from it: picture first, background last. Gray squares are on two pages: stitch them once.
5. Last, two more rows all round, each stitch in the color it lies beside: the seam hides them.

First time? How to needlepoint: flossfield.com/needlepoint/guides/how-to-start/
How to read a chart: flossfield.com/needlepoint/guides/how-to-read-a-chart/

What you need

Canvas: blank mono canvas, 10 mesh (10 threads to the inch), cut 18.5 in square (47 cm).

Needle: blunt tapestry, size 18. Also masking tape for the cut edges, and small scissors.

Thread: pearl cotton size 3, 24 colors, about 45 skeins in all (an estimate). Stitch with 2 lengths together.

Make it a pillow: backing fabric, an insert the size of the stitching or an inch larger, and cord or piping for the edge. How to finish a pillow.

Thread list, DMC

			stitches	skeins
●	**501**	Dark Blue Green	2,567	5
■	**3042**	Light Antique Violet	1,813	3
▲	**3041**	Medium Antique Violet	1,105	3
◆	**3779**	Very Light Rosewood	1,089	2
▼	**3743**	Very Light Antique Violet	1,076	2
★	**3814**	Aquamarine	1,056	2
❖	**503**	Medium Blue Green	985	2
X	**3371**	Black Brown	950	2
H	**3740**	Dark Antique Violet	931	2
+	**919**	Red Copper	787	2
=	**433**	Medium Brown	773	2
Z	**745**	Light Pale Yellow	763	2
A	**921**	Copper	726	2
V	**739**	Ultra Very Light Tan	675	2
T	**3799**	Very Dark Pewter Gray	664	2
N	**435**	Very Light Brown	602	1
S	**500**	Very Dark Blue Green	574	2
K	**842**	Very Light Beige Brown	436	1
E	**898**	Very Dark Coffee Brown	418	1
C	**3853**	Dark Autumn Gold	415	1
P	**3856**	Ultra Very Light Mahogany	364	1
U	**3820**	Dark Straw	339	1
L	**712**	Cream	315	1
2	**504**	Very Light Blue Green	177	1

Skeins are estimates, with the two extra rows: the thread a stitch takes on the front and back of 10 mesh canvas, plus 30 percent, rounded up for each color.

Thread colors are approximate screen matches to DMC numbers. Check against real thread before you buy.

For your own stitching, gifts and handmade pieces you sell. Do not resell or share this PDF or copies of it.

Classic Viking longship in a fjord Needlepoint pattern

Columns 1 to 74, rows 1 to 74. Start at the red outline

This page is the dark part of the chart



Key

- ■ **DMC 3042** Light Antique Violet
- ▲ **DMC 3041** Medium Antique Violet
- ◆ **DMC 3779** Very Light Rosewood
- ▼ **DMC 3743** Very Light Antique Violet
- X **DMC 3371** Black Brown
- H **DMC 3740** Dark Antique Violet
- \+ **DMC 919** Red Copper
- = **DMC 433** Medium Brown
- Z **DMC 745** Light Pale Yellow
- A **DMC 921** Copper
- V **DMC 739** Ultra Very Light Tan
- T **DMC 3799** Very Dark Pewter Gray
- N **DMC 435** Very Light Brown
- K **DMC 842** Very Light Beige Brown
- E **DMC 898** Very Dark Coffee Brown
- P **DMC 3856** Ultra Very Light Mahogany
- U **DMC 3820** Dark Straw
- L **DMC 712** Cream

Classic Viking longship in a fjord Needlepoint pattern

Columns 75 to 140, rows 1 to 74. Gray squares: charted already, do not stitch again

This page is the dark part of the chart



Key

- ■ **DMC 3042** Light Antique Violet
- ▲ **DMC 3041** Medium Antique Violet
- ◆ **DMC 3779** Very Light Rosewood
- ▼ **DMC 3743** Very Light Antique Violet
- X **DMC 3371** Black Brown
- H **DMC 3740** Dark Antique Violet
- \+ **DMC 919** Red Copper
- = **DMC 433** Medium Brown
- Z **DMC 745** Light Pale Yellow
- A **DMC 921** Copper
- V **DMC 739** Ultra Very Light Tan
- N **DMC 435** Very Light Brown
- K **DMC 842** Very Light Beige Brown
- E **DMC 898** Very Dark Coffee Brown
- C **DMC 3853** Dark Autumn Gold
- P **DMC 3856** Ultra Very Light Mahogany
- U **DMC 3820** Dark Straw
- L **DMC 712** Cream

Classic Viking longship in a fjord Needlepoint pattern

Columns 1 to 74, rows 75 to 140. Gray squares: charted already, do not stitch again

This page is the dark part of the chart



Key

- ● **DMC 501** Dark Blue Green
- ■ **DMC 3042** Light Antique Violet
- ▲ **DMC 3041** Medium Antique Violet
- ▼ **DMC 3743** Very Light Antique Violet
- ★ **DMC 3814** Aquamarine
- ❖ **DMC 503** Medium Blue Green
- X **DMC 3371** Black Brown
- H **DMC 3740** Dark Antique Violet
- \+ **DMC 919** Red Copper
- = **DMC 433** Medium Brown
- Z **DMC 745** Light Pale Yellow
- A **DMC 921** Copper
- V **DMC 739** Ultra Very Light Tan
- T **DMC 3799** Very Dark Pewter Gray
- N **DMC 435** Very Light Brown
- S **DMC 500** Very Dark Blue Green
- K **DMC 842** Very Light Beige Brown
- E **DMC 898** Very Dark Coffee Brown
- U **DMC 3820** Dark Straw
- L **DMC 712** Cream
- 2 **DMC 504** Very Light Blue Green

Classic Viking longship in a fjord

Needlepoint pattern

Columns 75 to 140, rows 75 to 140. Gray squares: charted already, do not stitch again

This page is the dark part of the chart



Key

- ● **DMC 501** Dark Blue Green
- ■ **DMC 3042** Light Antique Violet
- ▲ **DMC 3041** Medium Antique Violet
- ★ **DMC 3814** Aquamarine
- ❖ **DMC 503** Medium Blue Green
- X **DMC 3371** Black Brown
- H **DMC 3740** Dark Antique Violet
- \+ **DMC 919** Red Copper
- = **DMC 433** Medium Brown
- Z **DMC 745** Light Pale Yellow
- V **DMC 739** Ultra Very Light Tan
- N **DMC 435** Very Light Brown
- S **DMC 500** Very Dark Blue Green
- E **DMC 898** Very Dark Coffee Brown
- C **DMC 3853** Dark Autumn Gold
- U **DMC 3820** Dark Straw
- L **DMC 712** Cream
- 2 **DMC 504** Very Light Blue Green