Classic volcano

Needlepoint pattern | 90 x 126 stitches | 5 x 7 in (12.7 x 17.8 cm) on 18 mesh | 20 colors



How to stitch it



1. Each square is one tent stitch, up at 1, down at 2. Lines in continental, right to left, the canvas upside down for the next row; wide areas in basketweave.
2. Cut 18 in of thread. Start and end it without a knot left behind.
3. Mark the middle of the canvas. It is the outlined square on page 2, column 45, row 63 (DMC 154): start there. Count threads, not holes.
4. Go on from it: picture first, background last. Gray squares are on two pages: stitch them once.
5. When it is done, block it square.

First time? How to needlepoint: flossfield.com/needlepoint/guides/how-to-start/
How to read a chart: flossfield.com/needlepoint/guides/how-to-read-a-chart/

What you need

Canvas: blank mono canvas, 18 mesh (18 threads to the inch), cut 9 in wide x 11 in high (22.9 x 27.9 cm).

Needle: blunt tapestry, size 22. Also masking tape for the cut edges, and small scissors.

Thread: six-strand floss, 20 colors, about 23 skeins in all (an estimate). Stitch with 4 strands (5 or 6 if canvas shows).

Frame it: acid-free board and a frame.
How to frame needlepoint.

Thread list, DMC

			stitches	skeins
●	**154**	Very Dark Grape	1,539	2
■	**3746**	Dark Blue Violet	1,513	2
▲	**155**	Medium Dark Blue Violet	1,432	2
◆	**939**	Very Dark Navy Blue	1,157	1
▼	**333**	Very Dark Blue Violet	916	1
★	**3750**	Very Dark Antique Blue	689	1
❖	**3727**	Light Antique Mauve	645	1
X	**3834**	Dark Grape	604	1
H	**3835**	Medium Grape	481	1
+	**931**	Medium Antique Blue	418	1
=	**930**	Dark Antique Blue	379	1
Z	**3726**	Dark Antique Mauve	341	1
A	**349**	Dark Coral	248	1
V	**946**	Medium Burnt Orange	221	1
T	**742**	Light Tangerine	163	1
N	**932**	Light Antique Blue	149	1
S	**745**	Light Pale Yellow	146	1
K	**3824**	Light Apricot	144	1
E	**3341**	Apricot	122	1
C	**815**	Medium Garnet	33	1

Skeins are estimates: the thread a stitch takes on the front and back of 18 mesh canvas, plus 30 percent, rounded up for each color.
Thread colors are approximate screen matches to DMC numbers. Check against real thread before you buy.
For your own stitching, gifts and handmade pieces you sell. Do not resell or share this PDF or copies of it.

Classic volcano

Needlepoint pattern

Columns 1 to 90, rows 1 to 67. Start at the red outline

This page is the dark part of the chart



Key

- **DMC 154** Very Dark Grape
- **DMC 3746** Dark Blue Violet
- **DMC 155** Medium Dark Blue Violet
- **DMC 333** Very Dark Blue Violet
- **DMC 3750** Very Dark Antique Blue
- **DMC 3727** Light Antique Mauve
- **DMC 3834** Dark Grape
- **DMC 3835** Medium Grape
- **DMC 931** Medium Antique Blue
- **DMC 930** Dark Antique Blue
- **DMC 3726** Dark Antique Mauve
- **DMC 349** Dark Coral
- **DMC 946** Medium Burnt Orange
- **DMC 742** Light Tangerine
- **DMC 932** Light Antique Blue
- **DMC 745** Light Pale Yellow
- **DMC 3824** Light Apricot
- **DMC 3341** Apricot

Classic volcano

Needlepoint pattern

Columns 1 to 90, rows 68 to 126. Gray squares: charted already, do not stitch again

This page is the dark part of the chart



Key

- **DMC 154** Very Dark Grape
- **DMC 3746** Dark Blue Violet
- **DMC 155** Medium Dark Blue Violet
- **DMC 939** Very Dark Navy Blue
- **DMC 333** Very Dark Blue Violet
- **DMC 3750** Very Dark Antique Blue
- **DMC 3727** Light Antique Mauve
- **DMC 3834** Dark Grape
- **DMC 3835** Medium Grape
- **DMC 3726** Dark Antique Mauve
- **DMC 349** Dark Coral
- **DMC 946** Medium Burnt Orange
- **DMC 742** Light Tangerine
- **DMC 745** Light Pale Yellow
- **DMC 3824** Light Apricot
- **DMC 3341** Apricot
- **DMC 815** Medium Garnet