Classic water lily pond

Needlepoint pattern | 140 x 140 stitches | 14 x 14 in (35.6 x 35.6 cm) on 10 mesh | 24 colors



How to stitch it



1. Each square is one tent stitch, up at 1, down at 2. Lines in continental, right to left, the canvas upside down for the next row; wide areas in basketweave.
2. Cut 18 in of thread. Start and end it without a knot left behind.
3. Mark the middle of the canvas. It is the outlined square on page 2, column 70, row 70 (DMC 3779): start there. Count threads, not holes.
4. Go on from it: picture first, background last. Gray squares are on two pages: stitch them once.
5. Last, two more rows all round, each stitch in the color it lies beside: the seam hides them.

First time? How to needlepoint: flossfield.com/needlepoint/guides/how-to-start/
How to read a chart: flossfield.com/needlepoint/guides/how-to-read-a-chart/

What you need

Canvas: blank mono canvas, 10 mesh (10 threads to the inch), cut 18.5 in square (47 cm).

Needle: blunt tapestry, size 18. Also masking tape for the cut edges, and small scissors.

Thread: pearl cotton size 3, 24 colors, about 45 skeins in all (an estimate). Stitch with 2 lengths together.

Make it a pillow: backing fabric, an insert the size of the stitching or an inch larger, and cord or piping for the edge. How to finish a pillow.

Thread list, DMC

			stitches	skeins
●	988	Medium Forest Green	2,430	4
■	502	Blue Green	2,265	4
▲	501	Dark Blue Green	1,952	4
◆	778	Very Light Antique Mauve	1,765	3
▼	340	Medium Blue Violet	1,679	3
★	319	Very Dark Pistachio Green	1,300	3
❖	793	Medium Cornflower Blue	935	2
X	471	Very Light Avocado Green	865	2
H	500	Very Dark Blue Green	799	2
+	819	Light Baby Pink	744	2
=	151	Very Light Dusty Rose	683	2
Z	945	Tawny	670	2
A	3688	Medium Mauve	612	1
V	503	Medium Blue Green	578	1
T	155	Medium Dark Blue Violet	555	1
N	3779	Very Light Rosewood	369	1
S	3687	Mauve	351	1
K	3746	Dark Blue Violet	315	1
E	794	Light Cornflower Blue	296	1
C	3865	Winter White	175	1
P	725	Medium Light Topaz	104	1
U	782	Dark Topaz	70	1
L	744	Pale Yellow	57	1
2	3726	Dark Antique Mauve	31	1

Skeins are estimates, with the two extra rows: the thread a stitch takes on the front and back of 10 mesh canvas, plus 30 percent, rounded up for each color.

Thread colors are approximate screen matches to DMC numbers. Check against real thread before you buy.

For your own stitching, gifts and handmade pieces you sell. Do not resell or share this PDF or copies of it.

Classic water lily pond

Needlepoint pattern

Columns 1 to 74, rows 1 to 74. Start at the red outline

This page is the dark part of the chart



Key

- ● **DMC 988** Medium Forest Green
- ■ **DMC 502** Blue Green
- ▲ **DMC 501** Dark Blue Green
- ◆ **DMC 778** Very Light Antique Mauve
- ▼ **DMC 340** Medium Blue Violet
- ★ **DMC 319** Very Dark Pistachio Green
- ❖ **DMC 793** Medium Cornflower Blue
- X **DMC 471** Very Light Avocado Green
- H **DMC 500** Very Dark Blue Green
- \+ **DMC 819** Light Baby Pink
- = **DMC 151** Very Light Dusty Rose
- Z **DMC 945** Tawny
- A **DMC 3688** Medium Mauve
- V **DMC 503** Medium Blue Green
- T **DMC 155** Medium Dark Blue Violet
- N **DMC 3779** Very Light Rosewood
- E **DMC 794** Light Cornflower Blue

Classic water lily pond

Needlepoint pattern

Columns 75 to 140, rows 1 to 74. Gray squares: charted already, do not stitch again

This page is the dark part of the chart



Key

- ● **DMC 988** Medium Forest Green
- ■ **DMC 502** Blue Green
- ▲ **DMC 501** Dark Blue Green
- ◆ **DMC 778** Very Light Antique Mauve
- ▼ **DMC 340** Medium Blue Violet
- ★ **DMC 319** Very Dark Pistachio Green
- ❖ **DMC 793** Medium Cornflower Blue
- X **DMC 471** Very Light Avocado Green
- H **DMC 500** Very Dark Blue Green
- \+ **DMC 819** Light Baby Pink
- = **DMC 151** Very Light Dusty Rose
- Z **DMC 945** Tawny
- A **DMC 3688** Medium Mauve
- V **DMC 503** Medium Blue Green
- N **DMC 3779** Very Light Rosewood
- E **DMC 794** Light Cornflower Blue

Classic water lily pond

Needlepoint pattern

Columns 1 to 74, rows 75 to 140. Gray squares: charted already, do not stitch again

This page is the dark part of the chart



Key

●	**DMC 988** Medium Forest Green	H	**DMC 500** Very Dark Blue Green	K	**DMC 3746** Dark Blue Violet
◆	**DMC 778** Very Light Antique Mauve	+	**DMC 819** Light Baby Pink	C	**DMC 3865** Winter White
▼	**DMC 340** Medium Blue Violet	=	**DMC 151** Very Light Dusty Rose	P	**DMC 725** Medium Light Topaz
★	**DMC 319** Very Dark Pistachio Green	A	**DMC 3688** Medium Mauve	U	**DMC 782** Dark Topaz
❖	**DMC 793** Medium Cornflower Blue	T	**DMC 155** Medium Dark Blue Violet	L	**DMC 744** Pale Yellow
X	**DMC 471** Very Light Avocado Green	S	**DMC 3687** Mauve	2	**DMC 3726** Dark Antique Mauve

Classic water lily pond

Needlepoint pattern

Columns 75 to 140, rows 75 to 140. Gray squares: charted already, do not stitch again

This page is the dark part of the chart



Key

●	**DMC 988** Medium Forest Green	X	**DMC 471** Very Light Avocado Green	T	**DMC 155** Medium Dark Blue Violet
◆	**DMC 778** Very Light Antique Mauve	H	**DMC 500** Very Dark Blue Green	S	**DMC 3687** Mauve
▼	**DMC 340** Medium Blue Violet	+	**DMC 819** Light Baby Pink	K	**DMC 3746** Dark Blue Violet
★	**DMC 319** Very Dark Pistachio Green	=	**DMC 151** Very Light Dusty Rose	E	**DMC 794** Light Cornflower Blue
❖	**DMC 793** Medium Cornflower Blue	A	**DMC 3688** Medium Mauve	C	**DMC 3865** Winter White