Classic vintage watermelon and iris

Needlepoint pattern | 90 x 126 stitches | 5 x 7 in (12.7 x 17.8 cm) on 18 mesh | 20 colors



How to stitch it



1. Each square is one tent stitch, up at 1, down at 2. Lines in continental, right to left, the canvas upside down for the next row; wide areas in basketweave.
2. Cut 18 in of thread. Start and end it without a knot left behind.
3. Mark the middle of the canvas. It is the outlined square on page 2, column 45, row 63 (DMC 33): start there. Count threads, not holes.
4. Go on from it: picture first, background last. Gray squares are on two pages: stitch them once.
5. When it is done, block it square.

First time? How to needlepoint: flossfield.com/needlepoint/guides/how-to-start/
How to read a chart: flossfield.com/needlepoint/guides/how-to-read-a-chart/

What you need

Canvas: blank mono canvas, 18 mesh (18 threads to the inch), cut 9 in wide x 11 in high (22.9 x 27.9 cm).

Needle: blunt tapestry, size 22. Also masking tape for the cut edges, and small scissors.

Thread: six-strand floss, 20 colors, about 22 skeins in all (an estimate). Stitch with 4 strands (5 or 6 if canvas shows).

Frame it: acid-free board and a frame.
How to frame needlepoint.

Thread list, DMC

			stitches	skeins
●	3371	Black Brown	3,797	3
■	33	Fuchsia	1,027	1
▲	3787	Dark Brown Gray	803	1
◆	327	Dark Violet	712	1
▼	3346	Hunter Green	612	1
★	895	Very Dark Hunter Green	584	1
❖	211	Light Lavender	484	1
X	210	Medium Lavender	472	1
H	209	Dark Lavender	461	1
+	3347	Medium Yellow Green	458	1
=	3832	Medium Raspberry	356	1
Z	640	Very Dark Beige Gray	267	1
A	3708	Light Melon	244	1
V	3705	Dark Melon	223	1
T	815	Medium Garnet	206	1
N	772	Very Light Yellow Green	175	1
S	3032	Medium Mocha Brown	164	1
K	304	Medium Red	155	1
E	783	Medium Topaz	70	1
C	727	Very Light Topaz	70	1

Skeins are estimates: the thread a stitch takes on the front and back of 18 mesh canvas, plus 30 percent, rounded up for each color.
Thread colors are approximate screen matches to DMC numbers. Check against real thread before you buy.
For your own stitching, gifts and handmade pieces you sell. Do not resell or share this PDF or copies of it.

Classic vintage watermelon and iris

Needlepoint pattern

Columns 1 to 90, rows 1 to 67. Start at the red outline

This page is the dark part of the chart



Key

- **DMC 3371** Black Brown
- **DMC 33** Fuchsia
- **DMC 327** Dark Violet
- **DMC 3346** Hunter Green
- **DMC 895** Very Dark Hunter Green
- **DMC 211** Light Lavender
- **X** **DMC 210** Medium Lavender
- **H** **DMC 209** Dark Lavender
- **+** **DMC 3347** Medium Yellow Green
- **N** **DMC 772** Very Light Yellow Green
- **E** **DMC 783** Medium Topaz
- **C** **DMC 727** Very Light Topaz

Classic vintage watermelon and iris

Needlepoint pattern

Columns 1 to 90, rows 68 to 126. Gray squares: charted already, do not stitch again

This page is the dark part of the chart

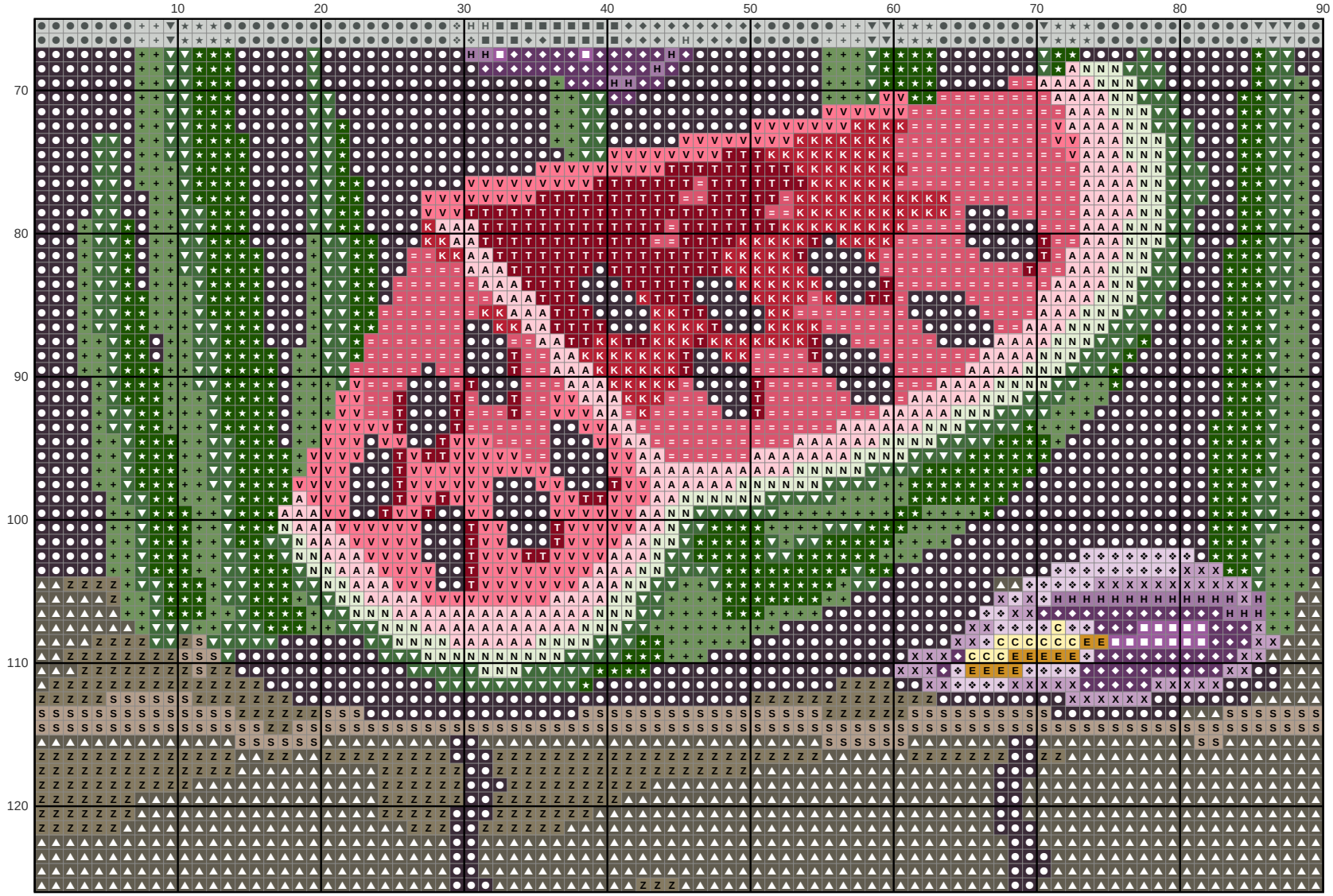

Key

- DMC 3371 Black Brown
- DMC 33 Fuchsia
- DMC 3787 Dark Brown Gray
- DMC 327 Dark Violet
- DMC 3346 Hunter Green
- DMC 895 Very Dark Hunter Green
- DMC 211 Light Lavender
- DMC 210 Medium Lavender
- DMC 209 Dark Lavender
- DMC 3347 Medium Yellow Green
- DMC 3832 Medium Raspberry
- DMC 640 Very Dark Beige Gray
- DMC 3708 Light Melon
- DMC 3705 Dark Melon
- DMC 815 Medium Garnet
- DMC 772 Very Light Yellow Green
- DMC 3032 Medium Mocha Brown
- DMC 304 Medium Red
- DMC 783 Medium Topaz
- DMC 727 Very Light Topaz