Weeping willow tree by a pond

Needlepoint pattern | 90 x 126 stitches | 5 x 7 in (12.7 x 17.8 cm) on 18 mesh | 20 colors



How to stitch it



1. Each square is one tent stitch, up at 1, down at 2. Lines in continental, right to left, the canvas upside down for the next row; wide areas in basketweave.
2. Cut 18 in of thread. Start and end it without a knot left behind.
3. Mark the middle of the canvas. It is the outlined square on page 2, column 45, row 63 (DMC 3823): start there. Count threads, not holes.
4. Go on from it: picture first, background last. Gray squares are on two pages: stitch them once.
5. When it is done, block it square.

First time? How to needlepoint: flossfield.com/needlepoint/guides/how-to-start/
How to read a chart: flossfield.com/needlepoint/guides/how-to-read-a-chart/

What you need

Canvas: blank mono canvas, 18 mesh (18 threads to the inch), cut 9 in wide x 11 in high (22.9 x 27.9 cm).

Needle: blunt tapestry, size 22. Also masking tape for the cut edges, and small scissors.

Thread: six-strand floss, 20 colors, about 22 skeins in all (an estimate). Stitch with 4 strands (5 or 6 if canvas shows).

Frame it: acid-free board and a frame.
How to frame needlepoint.

Thread list, DMC

			stitches	skeins
●	936	Very Dark Avocado Green	2,009	2
■	3012	Medium Khaki Green	1,288	2
▲	934	Black Avocado Green	1,088	1
◆	469	Avocado Green	1,031	1
▼	3768	Dark Gray Green	1,011	1
★	951	Light Tawny	874	1
❖	3031	Very Dark Mocha Brown	618	1
X	840	Medium Beige Brown	539	1
H	18	Yellow Plum	466	1
+	3823	Ultra Pale Yellow	433	1
=	839	Dark Beige Brown	385	1
Z	926	Medium Gray Green	376	1
A	927	Light Gray Green	298	1
V	208	Very Dark Lavender	200	1
T	3856	Ultra Very Light Mahogany	161	1
N	500	Very Dark Blue Green	143	1
S	842	Very Light Beige Brown	141	1
K	501	Dark Blue Green	100	1
E	333	Very Dark Blue Violet	90	1
C	341	Light Blue Violet	89	1

Skeins are estimates: the thread a stitch takes on the front and back of 18 mesh canvas, plus 30 percent, rounded up for each color.
Thread colors are approximate screen matches to DMC numbers. Check against real thread before you buy.
For your own stitching, gifts and handmade pieces you sell. Do not resell or share this PDF or copies of it.

Weeping willow tree by a pond Needlepoint pattern

Columns 1 to 90, rows 1 to 67. Start at the red outline

This page is the dark part of the chart



Key

- **DMC 936** Very Dark Avocado Green
- **DMC 3012** Medium Khaki Green
- **DMC 934** Black Avocado Green
- **DMC 469** Avocado Green
- **DMC 3768** Dark Gray Green
- **DMC 951** Light Tawny
- **DMC 3031** Very Dark Mocha Brown
- **DMC 840** Medium Beige Brown
- **DMC 18** Yellow Plum
- **DMC 3823** Ultra Pale Yellow
- **DMC 839** Dark Beige Brown
- **DMC 926** Medium Gray Green
- **DMC 927** Light Gray Green
- **DMC 3856** Ultra Very Light Mahogany
- **DMC 842** Very Light Beige Brown

Weeping willow tree by a pond

Needlepoint pattern

Columns 1 to 90, rows 68 to 126. Gray squares: charted already, do not stitch again

This page is the dark part of the chart



Key

- **DMC 936** Very Dark Avocado Green
- **DMC 3012** Medium Khaki Green
- **DMC 934** Black Avocado Green
- **DMC 469** Avocado Green
- **DMC 3768** Dark Gray Green
- **DMC 951** Light Tawny
- **DMC 3031** Very Dark Mocha Brown
- **DMC 840** Medium Beige Brown
- **DMC 18** Yellow Plum
- **DMC 3823** Ultra Pale Yellow
- **DMC 839** Dark Beige Brown
- **DMC 926** Medium Gray Green
- **DMC 927** Light Gray Green
- **DMC 208** Very Dark Lavender
- **DMC 3856** Ultra Very Light Mahogany
- **DMC 500** Very Dark Blue Green
- **DMC 842** Very Light Beige Brown
- **DMC 501** Dark Blue Green
- **DMC 333** Very Dark Blue Violet
- **DMC 341** Light Blue Violet