Classic Weimaraner Christmas stocking

Needlepoint pattern | 143 x 234 stitches | 11 x 18 in (27.9 x 45.7 cm) on 13 mesh | 24 colors



How to stitch it



1. Each square is one tent stitch, up at 1, down at 2. Lines in continental, right to left, the canvas upside down for the next row; wide areas in basketweave.
2. Cut 18 in of thread. Start and end it without a knot left behind.
3. Mark the crossing 2 in from the top and right edges of the canvas. It is the outlined square, top right of page 2, column 143, row 1 (DMC 814): start there. Count threads, not holes.
4. Go on downward, background as you go. Gray squares are on two pages: stitch them once. Empty squares stay bare.
5. Last, two more rows all round, each stitch in the color it lies beside: the seam hides them. Ask your finisher first.

First time? How to needlepoint: flossfield.com/needlepoint/guides/how-to-start/
How to read a chart: flossfield.com/needlepoint/guides/how-to-read-a-chart/

What you need

Canvas: blank mono canvas, 13 mesh (13 threads to the inch), cut 15.5 in wide x 22.5 in high (39.4 x 57.2 cm).

Needle: blunt tapestry, size 20. Also masking tape for the cut edges, and small scissors.

Thread: six-strand floss, 24 colors, about 49 skeins in all (an estimate). Stitch with 7 strands (8 if canvas shows).

Make it a stocking: a finisher, who backs and lines it (ask months before Christmas), or backing, lining, cord and a loop to sew it up yourself. No room for a name: hang a tag. How to finish a stocking.

Thread list, DMC

			stitches	skeins
●	**814**	Dark Garnet	2,953	5
■	**3753**	Ultra Very Light Antique Blue	2,183	4
▲	**500**	Very Dark Blue Green	1,703	3
◆	**3750**	Very Dark Antique Blue	1,652	3
▼	**930**	Dark Antique Blue	1,635	3
★	**931**	Medium Antique Blue	1,507	3
❖	**451**	Dark Shell Gray	1,498	3
X	**3756**	Ultra Very Light Baby Blue	1,467	3
H	**647**	Medium Beaver Gray	1,411	3
+	**501**	Dark Blue Green	1,154	2
=	**645**	Very Dark Beaver Gray	1,142	2
Z	**3021**	Very Dark Brown Gray	987	2
A	**3752**	Very Light Antique Blue	771	2
V	**453**	Light Shell Gray	547	1
T	**498**	Dark Red	534	1
N	**502**	Blue Green	427	1
S	**3371**	Black Brown	328	1
K	**932**	Light Antique Blue	250	1
E	**321**	Red	246	1
C	**503**	Medium Blue Green	198	1
P	**434**	Light Brown	197	1
U	**898**	Very Dark Coffee Brown	69	1
L	**743**	Medium Yellow	44	1
2	**783**	Medium Topaz	17	1

Skeins are estimates, with the two extra rows: the thread a stitch takes on the front and back of 13 mesh canvas, plus 30 percent, rounded up for each color.

Thread colors are approximate screen matches to DMC numbers. Check against real thread before you buy.

For your own stitching, gifts and handmade pieces you sell. Do not resell or share this PDF or copies of it.

Classic Weimaraner Christmas stocking

Needlepoint pattern

Columns 62 to 143, rows 1 to 71. Start at the red outline

This page is the dark part of the chart



Key

- **DMC 814** Dark Garnet
- **DMC 3753** Ultra Very Light Antique Blue
- **DMC 500** Very Dark Blue Green
- **DMC 3750** Very Dark Antique Blue
- **DMC 930** Dark Antique Blue
- **DMC 931** Medium Antique Blue
- **DMC 3756** Ultra Very Light Baby Blue
- **DMC 501** Dark Blue Green
- **DMC 3752** Very Light Antique Blue
- **DMC 498** Dark Red
- **DMC 502** Blue Green
- **DMC 321** Red
- **DMC 503** Medium Blue Green

Classic Weimaraner Christmas stocking

Needlepoint pattern

Columns 61 to 143, rows 72 to 140. Gray squares: charted already, do not stitch again

This page is the dark part of the chart



Key

- **DMC 814** Dark Garnet
- **DMC 3753** Ultra Very Light Antique Blue
- **DMC 500** Very Dark Blue Green
- **DMC 3750** Very Dark Antique Blue
- **DMC 930** Dark Antique Blue
- **DMC 931** Medium Antique Blue
- **DMC 451** Dark Shell Gray
- **DMC 3756** Ultra Very Light Baby Blue
- **DMC 647** Medium Beaver Gray
- **DMC 501** Dark Blue Green
- **DMC 645** Very Dark Beaver Gray
- **DMC 3021** Very Dark Brown Gray
- **DMC 3752** Very Light Antique Blue
- **DMC 453** Light Shell Gray
- **DMC 498** Dark Red
- **DMC 3371** Black Brown
- **DMC 932** Light Antique Blue
- **DMC 321** Red
- **DMC 783** Medium Topaz

Classic Weimaraner Christmas stocking Needlepoint pattern

Columns 1 to 72, rows 141 to 234. Gray squares: charted already, do not stitch again

This page is the dark part of the chart

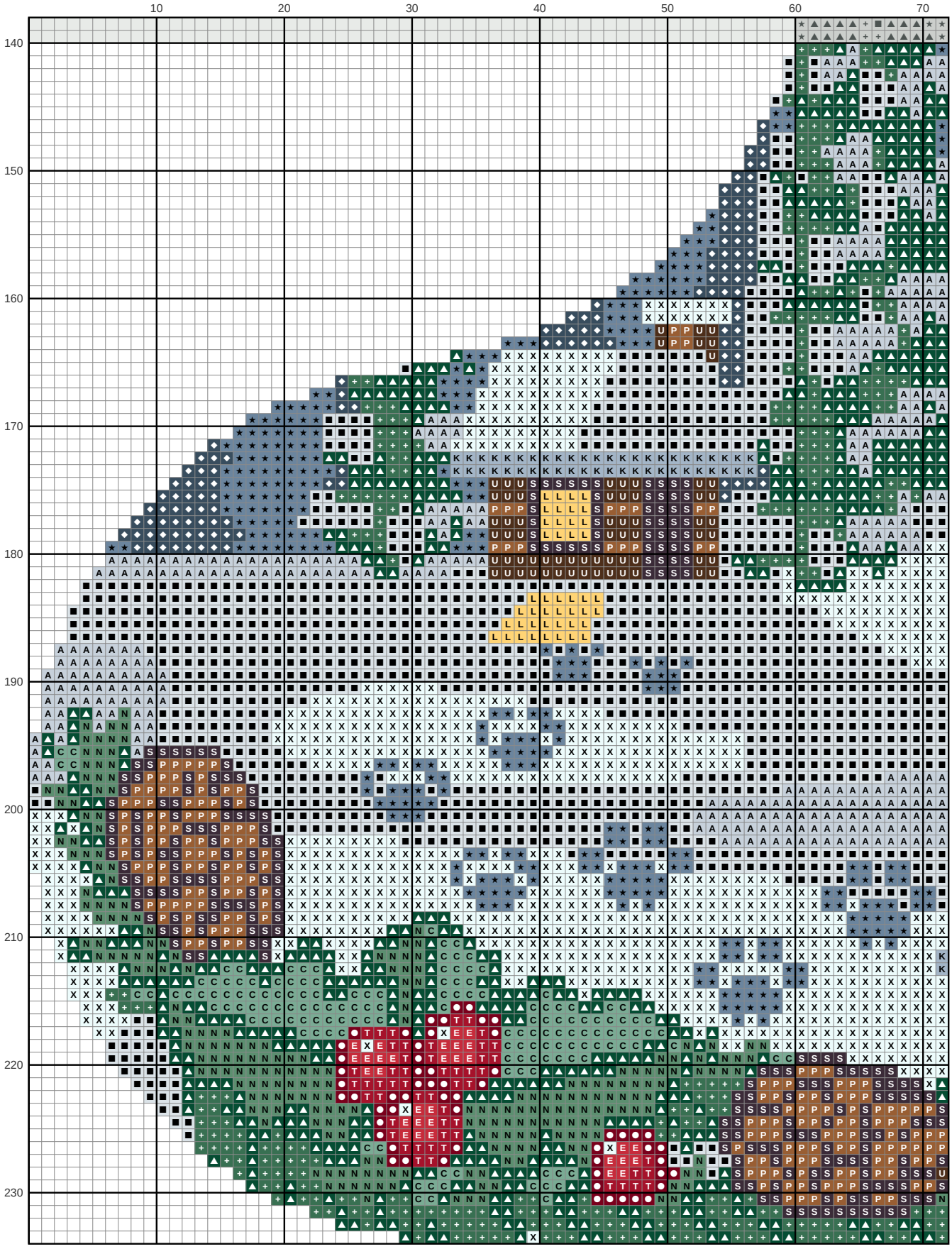

Classic Weimaraner Christmas stocking

Needlepoint pattern

Columns 73 to 143, rows 141 to 234. Gray squares: charted already, do not stitch again

This page is the dark part of the chart

